

Industrial Large Establishments Statistics for 2017



Directorate of Industrial Statistics

Oct-2018

| Contents | Page |
|---|--------------|
| Introduction | 1 |
| Objective | 1 |
| Methodology | 2 |
| Concepts and terminology | 2 |
| Coverage | 3 |
| Data collection | 3 |
| Key indicators | 4 |
| Tables | |
| Table (1) Summary of industrial establishments statistics for in-service industrial establishments for (2013–2017) | 5 |
| Table (2) Key indicators for industrial large in-service establishments for (2013–2017) | 7 |
| Table (3) Summary of industrial large in-service establishments statistics by sector for 2017. | 9 |
| Table (4) Number of industrial large establishments, employees, wages and benefits by section and sector for 2017 | 10 |
| Table (5) Number of industrial large establishments , employees' wages and benefits by section and sector for 2017 | 11-16 |
| Table (6) Number of industrial large establishments, employees, wages and benefits by manufacture for 2017 | 17-27 |
| Table (7) Value of sales and production by section and sector for 2017 | 28 |
| Table (8) Value of sales and production by division and sector for 2017 | 29–34 |
| Table (9) Value of sales and production by activity and sector for 2017 | 35-44 |
| Table (10) Value of commodity and service production supplies by section and sector for 2017 | 45 |
| Table (11) Value of commodity and service production supplies by division and sector for 2017 | 46–51 |
| Table (12) Value of commodity and service production supplies by manufacture and sector for 2017 | 52–61 |
| Table (13) Number of slaughterhouses, employees and wages by governorate for 2017 | 62 |
| Table (14) Type of revenues and amounts of contract and value and amount of electricity by governorate for 2017 | 63 |
| Table (15) Number of slaughtered animals in slaughterhouses and quantity of meat produced by governorate for 2017 | 64 |
| Figures | |
| Figure (1) Number of industrial large in-service establishments for (2013–2017) | 5 |
| Figure (2) Total production and supplies value for industrial large in-service establishments for (2013–2017) | 6 |
| Figure (3) Wages and benefits value for industrial large in-service establishments for (2013–2017) | 6 |
| Figure (4) Employees' productivity from production value for industrial large in-service establishments for (2013–2017) | 7 |

| | |
|--|----------|
| Figure (5) Employees' productivity from value added for industrial large in-service establishments for (2013-2017) | 8 |
| Figure (6) Dinar productivity from wage for industrial large in-service establishments for (2013-2017) | 8 |
| Figure (7) Annual average per employee in industrial large in-service establishments for (2013-2017) | 8 |
| Figure (8) Number of industrial large in-service establishments for 2017 | 9 |

Industrial Large Establishments Statistics for 2017

Introduction

Industry sector is considered to be one of the main economic sectors in many countries and plays an important role in the economic development and developing other economic sectors and labor force thus, contributing to gross domestic production. Given this importance and in light of efforts made by CSO and KRSO to provide annual and accurate statistical data it becomes very important to develop and raise its contribution to the GDP through the analytical studies of the statistical data for number of economic variables such as production, value added , labor force, wages, fixed capital formation...., etc.

Directorate of Industrial Statistics in cooperation with KRSO conducted a comprehensive annual survey on establishments and produce reports include key indicators on extraction industries (except oil) and manufacturing by sector: public, mixed, cooperative and private, many attempts since 50ths of the last century have been made to differentiate between handicrafts, domestic industries, (small, medium and large) industries based on two criteria: labor force and capital formation (machinery) where large industries was characterized by employing 30 employees or more. Or the value of the machinery and equipment (100) thousand dinars or more based on industrial survey for the year 1983 .due to inflation criterion was excluded capital value and focus on the criterion of employment. When distinction between large, medium and small establishments.

Objective

Providing indicators and detailed data on industrial activity based on UN recommendations in the field of industrial statistics that meet the needs of users and decision makers.

Industrial Large Establishments Statistics for 2017

Methodology

Analytical functions

Employee's productivity from production = Production value/number of employees

Value added = Revenues – supplies

Employee's productivity from value added = Value added –number of employees

Dinar productivity from wages = Production value / wages

Average employee share of supplies = Supplies value / No. of employees

Average annual wage per employee = Wages / No. employees

Rate of manufacturing % = (supplies value / production value) 100

Rate of change = (value of current year/value of previous year)-100-1

Concepts and Terminology

- Rate of manufacturing: Percentage of total supplies value to total production value.
- Supplies: Total crude (raw material) value) + total packing & packaging value+ total other commodity supplies + service supplies.
- Inputs: Total crudes value (raw material) + total packing & packaging value only in production currency.
- Outputs: Total value of completed production + incomplete production value + revenue of employing others.

Industrial Large Establishments Statistics for 2017

Coverage

The report included all the establishments whose key activities are mining and quarrying, manufacturing as well as slaughterhouses of general municipalities directorates. Data collection for 2015 were collected based on the comprehensive frame of 2009 listing and numbering and after being prepared and updated by the Directorate of Industrial Statistics in cooperation with statistics directorates Baghdad and governorates. (ISIC3) has been adopted, (600) large industrial establishments have been covered excluding that of (Ninevah) due to their unstable situations as well as Kurdistan Region.

Data Collection

Large Industrial establishments survey is one of the periodical surveys whose implementation plan is a methodological one where industrial in-service establishments are comprehensively covered, the frame is annually updated and the cadre is provided with questionnaires to be filled by interviews.

After auditing, the questionnaires are sent to be audited and coded in the Directorate of Industrial Statistics based on the adopted coding and validation rules, computerized and audited in IT Directorate and finally produce output tables to prepare the report.

Industrial Large Establishments Statistics for 2017

1. Number of in-service establishments

The number of large industrial plants (1050) facility in the year 2017, within the overall framework, including (551) in-service, (499) establishments not working, when comparing the number of in-service establishments (551) facility in the year 2017 with a year of 2016 (566) establishments to note a decline in the number and of establishments (5.7%) not working installations ratio (39.4) than the sum of the overall framework for large industrial plants. Spread over the Government sector (23) and General (58) and mixed (7) (411).

2. Number of employees

The number of employees for 2017 (111374) employees, including (311) on working without pay, an increase of (1.7%) for the year 2016 as the number employed (109574) employees, and that the cause of the rise is due to return to work in each of the general medical supplies in Samarra and copper industries general company and mechanical in Anbar.

3. Wage and benefits value

Increased from (1431) billion ID at (14.8%) in 2017 compared to 2016 (1247) billion ID.

4. Industrial production value

The value of production in the year 2017 rises to (5998) billion comparing to the year 2016 which was (4969) billion an increase of (20.7%). the rise due to the increase in production of al Etihad company for food industries, as they introduce a new production line to add oils in additions to sugar production, and adding a new facility for medical supplies in Samarra after stopping in the previous year.

5. Supplies value

Increased from (2810) billion ID in 2016 to (3489) billion ID in 2017 at (24.1%).

6. Sales value

Increased from (4535) billion ID in 2016 at (24.75%) to (5657) billion ID in 2017.

7. Value added

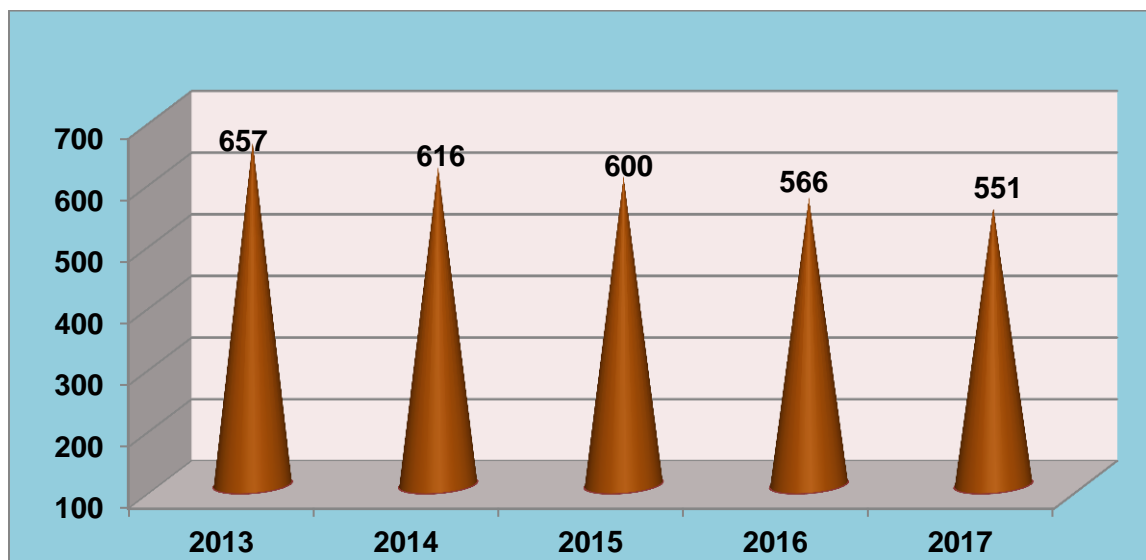
Increased to (2509) at (16.2%) in 2017 compared to 2016 where amounted (2159).

Industrial Large Establishments Statistics for 2017

Table (1) Summary of industrial statistics for large industrial establishments for (2013-2017)

| Year / Indicator | 2013 | 2014 | 2015 | 2016 | 2017 | Change rate for 2015 2014 |
|--|--------|--------|--------|--------|--------|---------------------------|
| Number of establishments | 2013 | 2014 | 2015 | 2016 | 2017 | -5.7 |
| Number of employees | 657 | 616 | 600 | 566 | 551 | 1.7 |
| Wages and benefits (million ID) | 175922 | 134818 | 129024 | 109574 | 111374 | 14.8 |
| Production value (million ID) | 2095 | 1574 | 1447 | 1247 | 1431 | 20.7 |
| Production supplies value (million ID) | 5574 | 4271 | 5469 | 4969 | 5998 | 24.1 |
| Sales value (million ID) | 2880 | 2292 | 3042 | 2810 | 3489 | 24.7 |
| Value added (million ID) | 5100 | 3920 | 5233 | 4535 | 5657 | 16.2 |

Figure (1) Number of large industrial establishments for (2013-2017)



Industrial Large Establishments Statistics for 2017

Figure (2) Total production and supplies value in trillions for large industrial establishments for (2013-2017)

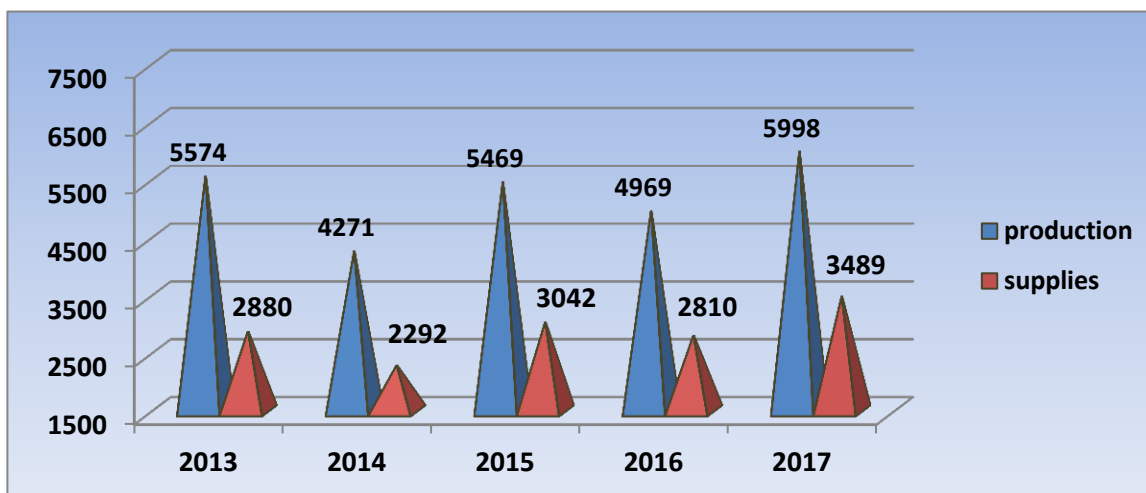
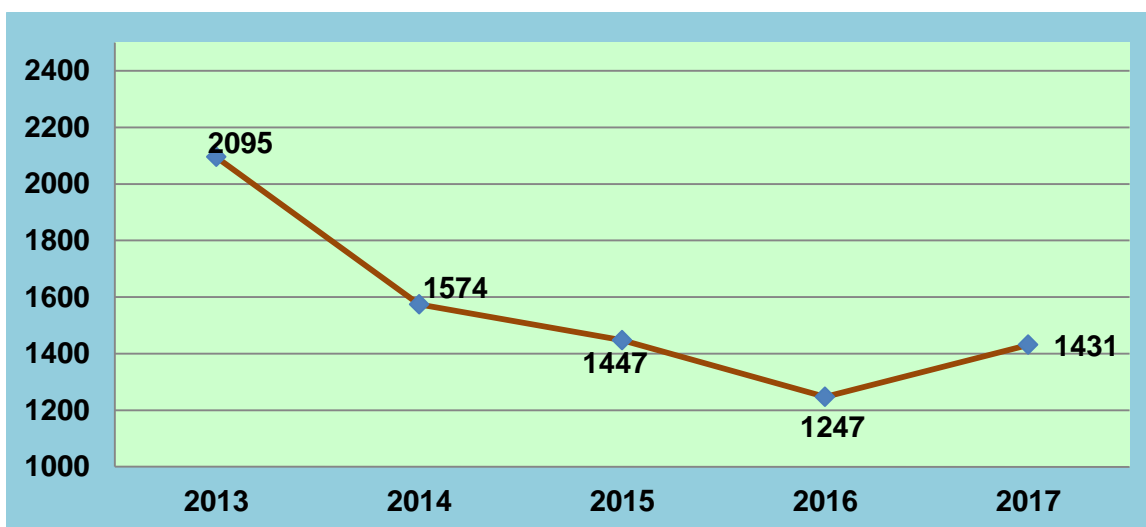


Figure (3) Wages and benefits value for large industrial establishments in trillion for (2013-2017) (million ID)

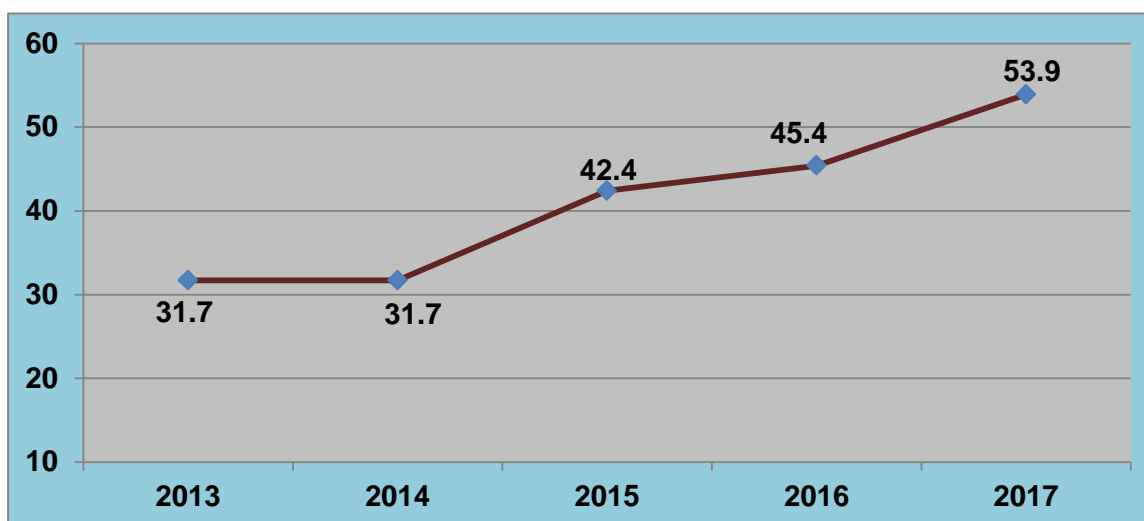


Industrial Large Establishments Statistics for 2017

(Table 2): Key indicators for large industrial establishments for (2013-2017)

| Indicator | 2013 | 2014 | 2015 | 2016 | 2017 | Change rate for 2014 2015 |
|---|------|------|------|------|------|---------------------------|
| Employee's productivity from production (000ID) | 31.7 | 31.7 | 42.4 | 45.4 | 53.9 | 18.7 |
| Employee's productivity from value added | 15.3 | 14.7 | 18.9 | 17.7 | 22.5 | 27.1 |
| Dinar productivity from wages | 2.7 | 2.7 | 3.8 | 4 | 4.2 | 5 |
| Average annual wage per employee (000ID) | 11.9 | 11.7 | 11.2 | 11.4 | 12.9 | 13.2 |
| Manufacture rate % | 51.7 | 53.7 | 55.6 | 56.6 | 58.2 | 2.8 |

Figure (4) Employee's productivity from production for large industrial establishments in million ID for (2013-2017)



Industrial Large Establishments Statistics for 2017

Figure (5) Employee's productivity from value added in million for large industrial establishments for (2013-2017)

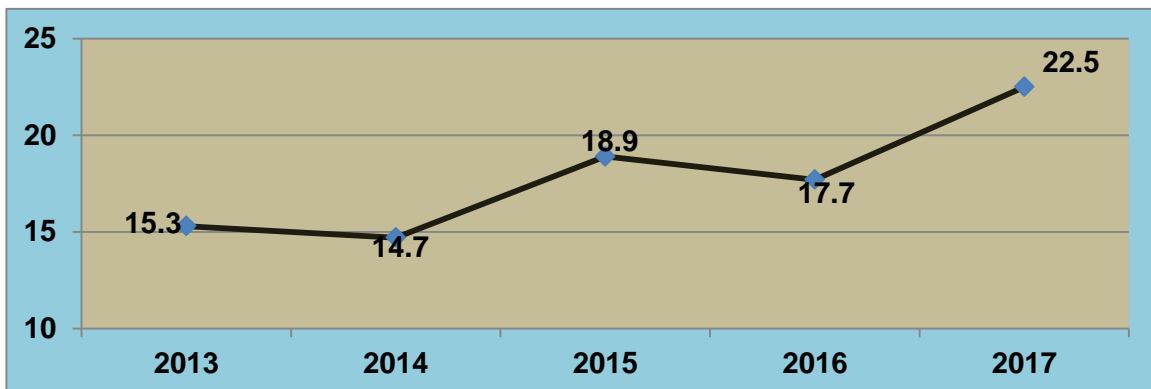


Figure (6) Dinar productivity from wages for large industrial establishments for (2013-2017)

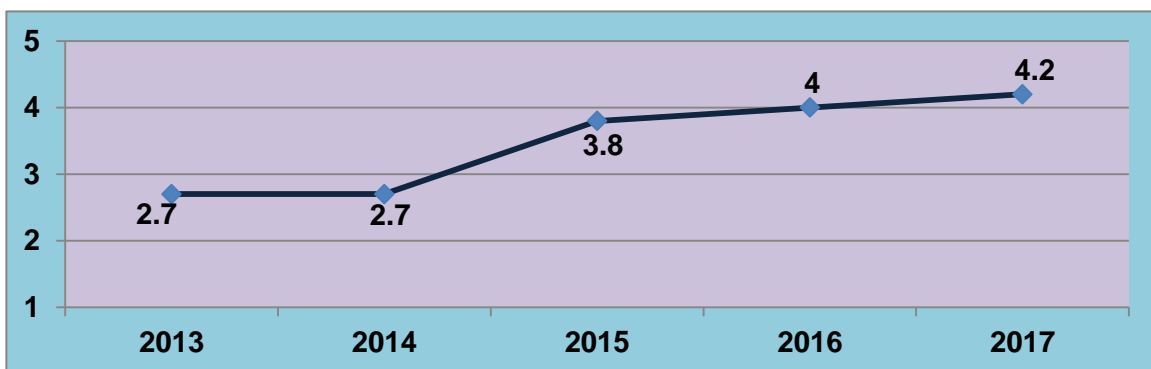
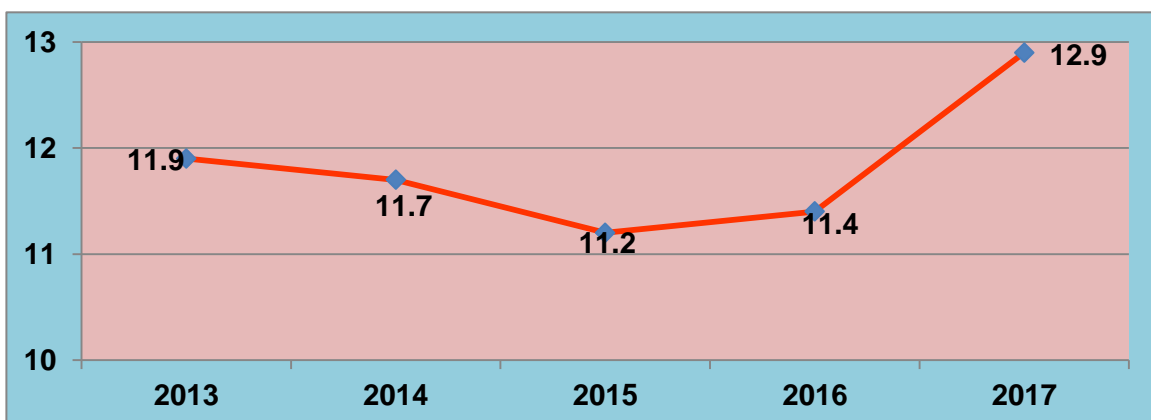


Figure (7) Annual average per employee (million ID) in large industrial establishments for (2013-2017)

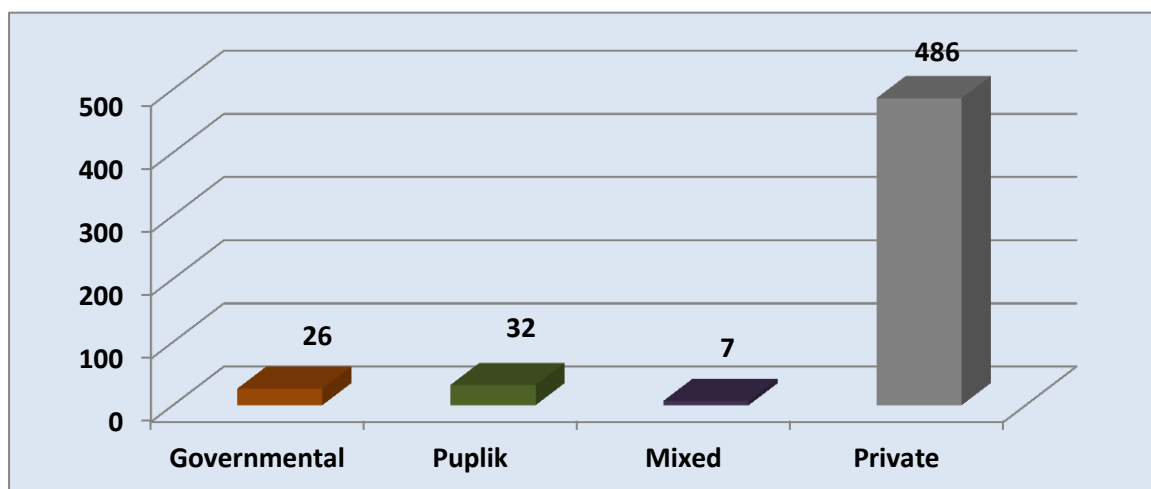


Industrial Large Establishments Statistics for 2017

Table (3) :Summary of large industrial establishments statistics by sector for 2017

| Sector Indicator | Governmental | Public | Private | Mixed | Total |
|---|--------------|--------|---------|-------|--------|
| Number of establishments | 26 | 32 | 486 | 7 | 551 |
| Number of employees | 28946 | 57476 | 22632 | 2320 | 111374 |
| Total wages and benefits(million ID) | 329 | 920 | 151 | 31 | 1431 |
| Industrial production value(million ID) | 244 | 3130 | 2325 | 299 | 5998 |
| Production supplies value(million ID) | 158 | 1415 | 1692 | 224 | 3489 |
| Sales value (million ID) | 227 | 2918 | 2217 | 295 | 5657 |

Figure (8): number of large industrial establishments by sector for (2013-2017)



Number of industrial large establishments, employees, wages and benefits by section and sector for 2017

| Section | Manufacture | Sector | No. of establishments | Average No of employees | Wage and salary (000ID) | Benefits (000ID) | Wage, salary and benefits (000ID) | Unpaid employees * |
|----------------------------------|----------------------|---------------|------------------------------|--------------------------------|--------------------------------|-------------------------|--|---------------------------|
| B | Mining and quarrying | Government | 1 | 156 | 1276605 | 0 | 1276605 | 0 |
| | | Privet | 1 | 89 | 615720 | 372533 | 988253 | 2 |
| Mining and quarryingTotal | | | 2 | 245 | 1892325 | 372533 | 2264858 | 2 |
| C | Manufacturing | Government | 25 | 28790 | 302022793 | 25211524 | 327234317 | 0 |
| | | Public | 32 | 57476 | 878273207 | 42210053 | 920483260 | 0 |
| | | Private | 485 | 22232 | 135468021 | 14581311 | 150049332 | 309 |
| | | Mixed | 7 | 2320 | 26962682 | 3670242 | 30632924 | 0 |
| Total manufacturing | | | 549 | 110818 | 1342726703 | 85673130 | 1428399833 | 309 |
| Grand total | | | 551 | 111063 | 1344619028 | 86045663 | 1430664691 | 311 |

*Un paid employees/they are the oners and family(privet sector only)

Number of industrial large establishments, employees, wages and benefits by section and sector for 2017

| Activity¹ | Manufacture | Sector | No. of establishments | Average No. of employees | Wage and (000ID)salary | Benefits (000ID) | Wage, salary and benefits (000ID) | Unpaid * employees |
|-----------------------------|-----------------------------------|-------------------------------------|------------------------------|---------------------------------|-------------------------------|-------------------------|--|---------------------------|
| 8 | Other Mining and quarrying | Governmental 1 | 156 | 1276605 | 0 | 1276605 | 0 | |
| | | Private 1 | 89 | 615720 | 372533 | 988253 | 2 | |
| | | Total 2 | 245 | 1892325 | 372533 | 2264858 | 2 | |
| | | Total Mining and quarrying 2 | 245 | 1892325 | 372533 | 2264858 | 2 | |
| 10 | Manufacture food products | Governmental 1 | 2547 | 24844942 | 2077265 | 26922207 | 0 | |
| | | Public 3 | 3480 | 20694396 | 1644496 | 22338892 | 0 | |
| | | Private 159 | 5563 | 30870316 | 2560936 | 33431252 | 73 | |
| | | Total 163 | 11590 | 76409654 | 6282697 | 82692351 | 73 | |
| 11 | Beverages Manufacture | Private 23 | 2056 | 12490469 | 4015684 | 16506153 | 18 | |
| | | Mixed 1 | 1280 | 19465264 | 2797844 | 22263108 | 0 | |
| | | Total 24 | 3336 | 31955733 | 6813528 | 38769261 | 18 | |

| Activity ¹ | Manufacture | Sector | No. of establishments | Average No. | (000ID)Wage a | (000ID)Benefit | (000ID)Wage, s | * Unpaid emplo |
|-----------------------|---|--------------|-----------------------|-------------|-----------------|----------------|-----------------|----------------|
| 13 | textile Manufacture | Governmental | 1 | 1917 | 17651802 | 1756104 | 19407906 | 0 |
| | | Public | 2 | 1734 | 13868096 | 1181290 | 15049386 | 0 |
| | | Total | 3 | 3651 | 31519898 | 2937394 | 34457292 | 0 |
| 15 | Leather and like manufacture | Governmental | 1 | 2926 | 21780578 | 679868 | 22460446 | 0 |
| | | Total | 1 | 2926 | 21780578 | 679868 | 22460446 | 0 |
| 17 | Paper and paper manufacture | Mixed | 1 | 85 | 468840 | 64366 | 533206 | 0 |
| | | Total | 1 | 85 | 468840 | 64366 | 533206 | 0 |
| 18 | Printing and reproduction of recorded | Governmental | 5 | 812 | 7117189 | 431899 | 7549088 | 0 |
| | | Public | 2 | 325 | 2271511 | 204127 | 2475638 | 0 |
| | | Private | 1 | 13 | 96660 | 0 | 96660 | 0 |
| | | Total | 8 | 1150 | 9485360 | 636026 | 10121386 | 0 |

| Activity ¹ | Manufacture | Sector | No. of establishments | Average No. | (000ID)Wage a | (000ID)Benefit | (000ID)Wage, s | * Unpaid emplo |
|-----------------------|---|--------------|-----------------------|--------------|------------------|-----------------|------------------|----------------|
| 19 | Manufacture of coke and refined | Governmental | 6 | 145 | 607753 | 9108 | 616861 | 0 |
| | | Public | 13 | 18709 | 425162224 | 25325764 | 450487988 | 0 |
| | | Private | 7 | 619 | 4447635 | 2984364 | 7431999 | 1 |
| | | Total | 26 | 19473 | 430217612 | 28319236 | 458536848 | 1 |
| 20 | Manufacture of chemicals and chemical | Governmental | 4 | 5036 | 51188308 | 4256148 | 55444456 | 0 |
| | | Public | 2 | 4451 | 89166890 | 5163244 | 94330134 | 0 |
| | | Private | 5 | 194 | 1018555 | 60782 | 1079337 | 1 |
| | | Total | 11 | 9681 | 141373753 | 9480174 | 150853927 | 1 |
| 21 | Manufacture of basic pharmaceutical products and pharmaceutical | Public | 1 | 4590 | 81751060 | 0 | 81751060 | 0 |
| | | Private | 3 | 157 | 618200 | 45292 | 663492 | 7 |
| | | Mixed | 1 | 49 | 426653 | 18360 | 445013 | 0 |
| | | Total | 5 | 4796 | 82795913 | 63652 | 82859565 | 7 |

| Activity ¹ | Manufacture | Sector | No. of establishments | Average No. | (000ID)Wage a | (000ID)Benefit | (000ID)Wage, s | * Unpaid emplo |
|-----------------------|--|--------------|-----------------------|--------------|------------------|-----------------|------------------|----------------|
| 22 | Manufacture of rubber and plastic products | Governmental | 2 | 2801 | 30729476 | 2595701 | 33325177 | 0 |
| | | Private | 10 | 294 | 1928600 | 143783 | 2072383 | 3 |
| | | Mixed | 1 | 182 | 1973210 | 240399 | 2213609 | 0 |
| | | Total | 13 | 3277 | 34631286 | 2979883 | 37611169 | 3 |
| 23 | Manufacture of other non metallic mineral products | Governmental | 1 | 5449 | 61731357 | 6508440 | 68239797 | 0 |
| | | Public | 3 | 4433 | 34932892 | 3350522 | 38283414 | 0 |
| | | Private | 270 | 13079 | 81109157 | 4820272 | 85929429 | 205 |
| | | Total | 274 | 22961 | 177773406 | 14679234 | 192452640 | 205 |
| 24 | Manufacture of basic metals | Public | 1 | 3709 | 44737992 | 452500 | 45190492 | 0 |
| | | Private | 2 | 85 | 534100 | 62660 | 596760 | 0 |
| | | Total | 3 | 3794 | 45272092 | 515160 | 45787252 | 0 |

| Activity ¹ | Manufacture | Sector | No. of establishments | Average No. | (000ID)Wage and | (000ID)Benefit | (000ID)Wage, s | * Unpaid emplo |
|-----------------------|---|--------------|-----------------------|--------------|------------------|----------------|------------------|----------------|
| 25 | Manufacture of fabricated metal products except machinery and equipment | Governmental | 1 | 2226 | 30073574 | 4141908 | 34215482 | 0 |
| | | Private | 1 | 56 | 418160 | 0 | 418160 | 0 |
| | | Total | 2 | 2282 | 30491734 | 4141908 | 34633642 | 0 |
| 26 | Manufacture of computer electronic | Mixed | 1 | 305 | 2636544 | 231930 | 2868474 | 0 |
| | | Total | 1 | 305 | 2636544 | 231930 | 2868474 | 0 |
| 27 | Manufacture of electrical equipment | Governmental | 1 | 1383 | 18722881 | 2755083 | 21477964 | 0 |
| | | Public | 3 | 8520 | 92178211 | 2471286 | 94649497 | 0 |
| | | Private | 3 | 317 | 2733730 | 96228 | 2829958 | 0 |
| | | Total | 7 | 10220 | 113634822 | 5322597 | 118957419 | 0 |
| 28 | Manufacture of electrical equipment | Governmental | 1 | 3502 | 37071473 | 0 | 37071473 | 0 |
| | | Public | 1 | 1626 | 15169935 | 1503207 | 16673142 | 0 |
| | | Total | 2 | 5128 | 52241408 | 1503207 | 53744615 | 0 |

| Activity ¹ | Manufacture | Sector | No. of establishments | Average No. | (000ID)Wage a | (000ID)Benefit | (000ID)Wage, s | * Unpaid emplo |
|-----------------------|--|--------------|-----------------------|---------------|-------------------|-----------------|-------------------|----------------|
| 29 | Manufacture of motor vehicles and trailers and semi-trailers | Public | 1 | 5899 | 58340000 | 913617 | 59253617 | 0 |
| | | Private | 1 | 68 | 492000 | 5580 | 497580 | 0 |
| | | Total | 2 | 5967 | 58832000 | 919197 | 59751197 | 0 |
| 30 | Manufacture of other transport equipment | Mixed | 1 | 122 | 599499 | 96523 | 696022 | 0 |
| | | Total | 1 | 122 | 599499 | 96523 | 696022 | 0 |
| 31 | Manufacture of furniture | Governmental | 1 | 46 | 503460 | 0 | 503460 | 0 |
| | | Private | 1 | 28 | 103111 | 6550 | 109661 | 1 |
| | | Total | 2 | 74 | 606571 | 6550 | 613121 | 1 |
| | | Total | 549 | 110818 | 1342726703 | 85673130 | 1428399833 | 309 |
| Grand total | | | 551 | 111063 | 1344619028 | 86045663 | 1430664691 | 311 |

Number of industrial large establishments, employees, wages and benefits by activity and sector for 2017

| Activity | Manufacture | Sector | Establishments | Average No of employees | Wage and (000ID)salary | Benefits (000ID) | Wage, salary and benefits (000ID) | Unpaid * employees |
|-----------------------------------|---|--------------|----------------|-------------------------|------------------------|------------------|-----------------------------------|--------------------|
| 810 | Quarrying of stone,sand and clay | Governmental | 1 | 156 | 1276605 | 0 | 1276605 | 0 |
| | | Total | 1 | 156 | 1276605 | 0 | 1276605 | 0 |
| 893 | Extraction of salt | Private | 1 | 89 | 615720 | 372533 | 988253 | 2 |
| | | Total | 1 | 89 | 615720 | 372533 | 988253 | 2 |
| Total Mining and quarrying | | | 2 | 245 | 1892325 | 372533 | 2264858 | 2 |
| 1010 | Processing and preserving of meat | Private | 2 | 129 | 1224784 | 23098 | 1247882 | 0 |
| | | Total | 2 | 129 | 1224784 | 23098 | 1247882 | 0 |
| 1030 | Processing and preserving of fruit and vegetables | Private | 3 | 84 | 283215 | 24724 | 307939 | 1 |
| | | mixed | 1 | 297 | 1392672 | 220820 | 1613492 | 0 |
| | | Total | 4 | 381 | 1675887 | 245544 | 1921431 | 1 |
| 1050 | Manufacture of dairy products | Public | 3 | 3480 | 20694396 | 1644496 | 22338892 | 0 |
| | | Private | 9 | 303 | 1774670 | 110512 | 1885182 | 1 |
| | | Total | 12 | 3783 | 22469066 | 1755008 | 24224074 | 1 |

| Activity ¹ | Manufacture | Sector | No. of establishments | Average No. of employees | Wage and (000ID)salary | Benefits (000ID) | Wage, salary and benefits (000ID) | Unpaid * employees |
|-----------------------|---|--------------|-----------------------|--------------------------|------------------------|------------------|-----------------------------------|--------------------|
| 1061 | Manufacture of grain mill products | Governmental | 1 | 2547 | 24844942 | 2077265 | 26922207 | 0 |
| | | Private | 132 | 3832 | 20408126 | 1656766 | 22064892 | 69 |
| | | Total | 133 | 6379 | 45253068 | 3734031 | 48987099 | 69 |
| 1071 | Manufacture of bakery products | Private | 2 | 159 | 991158 | 105248 | 1096406 | 0 |
| | | Total | 2 | 159 | 991158 | 105248 | 1096406 | 0 |
| 1072 | Manufacture of sugar | Private | 1 | 252 | 1596825 | 163500 | 1760325 | 0 |
| | | Total | 1 | 252 | 1596825 | 163500 | 1760325 | 0 |
| 1073 | ,Manufacture of cocoa chocolate and sugar confectionary | Private | 3 | 221 | 1180376 | 115092 | 1295468 | 1 |
| | | Total | 3 | 221 | 1180376 | 115092 | 1295468 | 1 |
| 1079 | Manufacture of other food products | Private | 5 | 264 | 1888590 | 112176 | 2000766 | 1 |
| | | Total | 5 | 264 | 1888590 | 112176 | 2000766 | 1 |

| Activity ¹ | Manufacture | Sector | No. of establishments | Average No. of employees | Wage and (000ID)salary | Benefits (000ID) | Wage, salary and benefits (000ID) | Unpaid * employees |
|-----------------------|--|--------------|-----------------------|--------------------------|------------------------|------------------|-----------------------------------|--------------------|
| 1080 | Manufacture of prepared animal feeders | Private | 1 | 22 | 129900 | 29000 | 158900 | 0 |
| | | Total | 1 | 22 | 129900 | 29000 | 158900 | 0 |
| 1104 | Distilling , rectifying and blending of spirits | Private | 23 | 2056 | 12490469 | 4015684 | 16506153 | 18 |
| | | mixed | 1 | 1280 | 19465264 | 2797844 | 22263108 | 0 |
| | | Total | 24 | 3336 | 31955733 | 6813528 | 38769261 | 18 |
| 1311 | Spinning , weaving and finishing of textiles | Governmental | 1 | 1917 | 17651802 | 1756104 | 19407906 | 0 |
| | | Total | 1 | 1917 | 17651802 | 1756104 | 19407906 | 0 |
| 1392 | Manufacture of made-up textile articles except apparel | Puplic | 1 | 1196 | 11320243 | 1066043 | 12386286 | 0 |
| | | Total | 1 | 1196 | 11320243 | 1066043 | 12386286 | 0 |
| 1393 | Manufacture of carpets and rugs | Puplic | 1 | 538 | 2547853 | 115247 | 2663100 | 0 |
| | | Total | 1 | 538 | 2547853 | 115247 | 2663100 | 0 |

| Activity ¹ | Manufacture | Sector | No. of establishments | Average No. of employees | Wage and (000ID)salary | Benefits (000ID) | Wage, salary and benefits (000ID) | Unpaid * employees |
|-----------------------|--------------------------------|--------------|-----------------------|--------------------------|------------------------|------------------|-----------------------------------|--------------------|
| 1520 | Manufacture of footwear | Governmental | 1 | 2926 | 21780578 | 679868 | 22460446 | 0 |
| | | Total | 1 | 2926 | 21780578 | 679868 | 22460446 | 0 |
| 1701 | Paper and other paper products | mixed | 1 | 85 | 468840 | 64366 | 533206 | 0 |
| | | Total | 1 | 85 | 468840 | 64366 | 533206 | 0 |
| 1811 | Printing | Governmental | 5 | 812 | 7117189 | 431899 | 7549088 | 0 |
| | | Puplic | 2 | 325 | 2271511 | 204127 | 2475638 | 0 |
| | | Private | 1 | 13 | 96660 | 0 | 96660 | 0 |
| | | Total | 8 | 1150 | 9485360 | 636026 | 10121386 | 0 |
| 1910 | Manufacture of coke and | Governmental | 6 | 145 | 607753 | 9108 | 616861 | 0 |
| | | Puplic | 9 | 213 | 1123951 | 41735 | 1165686 | 0 |
| | | Private | 4 | 373 | 2211435 | 240254 | 2451689 | 1 |
| | | Total | 19 | 731 | 3943139 | 291097 | 4234236 | 1 |

| Activity ¹ | Manufacture | Sector | No. of establishments | Average No. of employees | Wage and (000ID)salary | Benefits (000ID) | Wage, salary and benefits (000ID) | Unpaid * employees |
|-----------------------|--|--------------|-----------------------|--------------------------|------------------------|------------------|-----------------------------------|--------------------|
| 1920 | Manufacture of refined petroleum products | Puplic | 4 | 18496 | 424038273 | 25284029 | 449322302 | 0 |
| | | Private | 3 | 246 | 2236200 | 2744110 | 4980310 | 0 |
| | | Total | 7 | 18742 | 426274473 | 28028139 | 454302612 | 0 |
| 2011 | Manufacture of basic chemicals | Govermental | 3 | 2234 | 24067612 | 621245 | 24688857 | 0 |
| | | Puplic | 1 | 1496 | 16237269 | 130260 | 16367529 | 0 |
| | | Private | 1 | 18 | 81000 | 4944 | 85944 | 1 |
| | | Total | 5 | 3748 | 40385881 | 756449 | 41142330 | 1 |
| 2012 | Manufacture of fertilizers and nitrogen compounds | Puplic | 1 | 2955 | 72929621 | 5032984 | 77962605 | 0 |
| | | Total | 1 | 2955 | 72929621 | 5032984 | 77962605 | 0 |
| 2013 | Manufacture of pf plastics and synthetic rubber in primary forms | Private | 1 | 17 | 93480 | 3785 | 97265 | 0 |
| | | Total | 1 | 17 | 93480 | 3785 | 97265 | 0 |

| Activity ¹ | Manufacture | Sector | No. of establishments | Average No. of employees | Wage and (000ID)salary | Benefits (000ID) | Wage, salary and benefits (000ID) | Unpaid * employees |
|-----------------------|---|--------------|-----------------------|--------------------------|------------------------|------------------|-----------------------------------|--------------------|
| 2022 | ,Manufacture of paints varnishes and similar coatings, printing inks and mastics | Private | 3 | 159 | 844075 | 52053 | 896128 | 0 |
| | | Total | 3 | 159 | 844075 | 52053 | 896128 | 0 |
| 2023 | Manufacture of soap and detergentsm cleaning and polishing preparations, perdumes | Governmental | 1 | 2802 | 27120696 | 3634903 | 30755599 | 0 |
| | | Total | 1 | 2802 | 27120696 | 3634903 | 30755599 | 0 |
| 2100 | Manufacture of basic ,pharmaceuticals medical chemical and botancial products | Puplic | 1 | 4590 | 81751060 | 0 | 81751060 | 0 |
| | | Private | 3 | 157 | 618200 | 45292 | 663492 | 7 |
| | | mixed | 1 | 49 | 426653 | 18360 | 445013 | 0 |
| | | Total | 5 | 4796 | 82795913 | 63652 | 82859565 | 7 |
| 2219 | Manufacture of plastic pla | Governmental | 1 | 2767 | 30661175 | 2595701 | 33256876 | 0 |
| | | Total | 1 | 2767 | 30661175 | 2595701 | 33256876 | 0 |

| Activity ¹ | Manufacture | Sector | No. of establishments | Average No. of employees | Wage and (000ID)salary | Benefits (000ID) | Wage, salary and benefits (000ID) | Unpaid * employees |
|-----------------------|--|--------------|-----------------------|--------------------------|------------------------|------------------|-----------------------------------|--------------------|
| 2220 | Manufacture of plastic products | Governmental | 1 | 34 | 68301 | 0 | 68301 | 0 |
| | | Private | 10 | 294 | 1928600 | 143783 | 2072383 | 3 |
| | | mixed | 1 | 182 | 1973210 | 240399 | 2213609 | 0 |
| | | Total | 12 | 510 | 3970111 | 384182 | 4354293 | 3 |
| 2391 | Manufacture of refractory products | Private | 1 | 32 | 248000 | 4128 | 252128 | 0 |
| | | Total | 1 | 32 | 248000 | 4128 | 252128 | 0 |
| 2392 | Manufacture of clay building materials | Private | 258 | 12414 | 76874450 | 4537575 | 81412025 | 202 |
| | | Total | 258 | 12414 | 76874450 | 4537575 | 81412025 | 202 |
| 2394 | manufacture of cement | Governmental | 1 | 5449 | 61731357 | 6508440 | 68239797 | 0 |
| | | Private | 2 | 145 | 896175 | 119589 | 1015764 | 3 |
| | | Total | 3 | 5594 | 62627532 | 6628029 | 69255561 | 3 |

| Activity ¹ | Manufacture | Sector | No. of establishments | Average No. of employees | Wage and (000ID)salary | Benefits (000ID) | Wage, salary and benefits (000ID) | Unpaid * employees |
|-----------------------|---|--------------|-----------------------|--------------------------|------------------------|------------------|-----------------------------------|--------------------|
| 2395 | Manufacture of articles of concrete, cement and plaster | Public | 3 | 4433 | 34932892 | 3350522 | 38283414 | 0 |
| | | Private | 9 | 488 | 3090532 | 158980 | 3249512 | 0 |
| | | Total | 12 | 4921 | 38023424 | 3509502 | 41532926 | 0 |
| 2410 | Manufacture of basic iron and steel | Public | 1 | 3709 | 44737992 | 452500 | 45190492 | 0 |
| | | Private | 1 | 38 | 284100 | 18500 | 302600 | 0 |
| | | Total | 2 | 3747 | 45022092 | 471000 | 45493092 | 0 |
| 2420 | Manufacture of basic -precious and other non ferrous metals | Private | 1 | 47 | 250000 | 44160 | 294160 | 0 |
| | | Total | 1 | 47 | 250000 | 44160 | 294160 | 0 |
| 2511 | Manufacture of structural metal products | Private | 1 | 56 | 418160 | 0 | 418160 | 0 |
| | | Total | 1 | 56 | 418160 | 0 | 418160 | 0 |

| Activity ¹ | Manufacture | Sector | No. of establishments | Average No. of employees | Wage and (000ID)salary | Benefits (000ID) | Wage, salary and benefits (000ID) | Unpaid * employees |
|-----------------------|--|--------------|-----------------------|--------------------------|------------------------|------------------|-----------------------------------|--------------------|
| 2512 | Manufacture of tanksreservoirs and containers of metal | Governmental | 1 | 2226 | 30073574 | 4141908 | 34215482 | 0 |
| | | Total | 1 | 2226 | 30073574 | 4141908 | 34215482 | 0 |
| 2630 | Manufacture of communications equipment | mixed | 1 | 305 | 2636544 | 231930 | 2868474 | 0 |
| | | Total | 1 | 305 | 2636544 | 231930 | 2868474 | 0 |
| 2710 | Manufacture of electric ,motors, generators transformers, and electricity distribution and control apparatus | Governmental | 1 | 1383 | 18722881 | 2755083 | 21477964 | 0 |
| | | Puplic | 1 | 2350 | 24360100 | 797328 | 25157428 | 0 |
| | | Private | 1 | 249 | 2287000 | 81960 | 2368960 | 0 |
| | | Total | 3 | 3982 | 45369981 | 3634371 | 49004352 | 0 |
| 2732 | Manufacture of other electronic and electric wires and cables | Puplic | 1 | 3100 | 31610518 | 92314 | 31702832 | 0 |
| | | Total | 1 | 3100 | 31610518 | 92314 | 31702832 | 0 |

| Activity ¹ | Manufacture | Sector | No. of establishments | Average No. of employees | Wage and (000ID)salary | Benefits (000ID) | Wage, salary and benefits (000ID) | Unpaid * employees |
|-----------------------|--|--------------|-----------------------|--------------------------|------------------------|------------------|-----------------------------------|--------------------|
| 2750 | Manufacture of domestic appliance | Private | 2 | 68 | 446730 | 14268 | 460998 | 0 |
| | | Total | 2 | 68 | 446730 | 14268 | 460998 | 0 |
| 2790 | Manufacture of other electrical equipment | Public | 1 | 3070 | 36207593 | 1581644 | 37789237 | 0 |
| | | Total | 1 | 3070 | 36207593 | 1581644 | 37789237 | 0 |
| 2819 | Manufacture of multi purpose machinery | Governmental | 1 | 3502 | 37071473 | 0 | 37071473 | 0 |
| | | Total | 1 | 3502 | 37071473 | 0 | 37071473 | 0 |
| 2824 | Manufacture of ,machinery for mining quarrying and | Public | 1 | 1626 | 15169935 | 1503207 | 16673142 | 0 |
| | | Total | 1 | 1626 | 15169935 | 1503207 | 16673142 | 0 |

| Activity ¹ | Manufacture | Sector | No. of establishments | Average No. of employees | Wage and (000ID)salary | Benefits (000ID) | Wage, salary and benefits (000ID) | Unpaid * employees |
|----------------------------|--|--------------|-----------------------|--------------------------|------------------------|------------------|-----------------------------------|--------------------|
| 2910 | - Manufacture of motor vehicles | Puplic | 1 | 5899 | 58340000 | 913617 | 59253617 | 0 |
| | | Total | 1 | 5899 | 58340000 | 913617 | 59253617 | 0 |
| 2920 | Manufacture of bodies for motor(coachwork) , vehicles, manufacture manufacture of trailers and semi-trailers | Private | 1 | 68 | 492000 | 5580 | 497580 | 0 |
| | | Total | 1 | 68 | 492000 | 5580 | 497580 | 0 |
| 3092 | Manufacture of bicycles and invalid carriages | mixed | 1 | 122 | 599499 | 96523 | 696022 | 0 |
| | | Total | 1 | 122 | 599499 | 96523 | 696022 | 0 |
| 3100 | Manufacture of furniture | Govermental | 1 | 46 | 503460 | 0 | 503460 | 0 |
| | | Private | 1 | 28 | 103111 | 6550 | 109661 | 1 |
| | | Total | 2 | 74 | 606571 | 6550 | 613121 | 1 |
| Total manufacturing | | | 549 | 110818 | 1342726703 | 85673130 | 1428399833 | 309 |
| grand total | | | 551 | 111063 | 1344619028 | 86045663 | 1430664691 | 311 |

Value of sales and production by section and sector for 2017

| Section | Manufacture | Sector | Total sales value | Complete production value | Incomplete production value | Revenues of service activity and employing for others | Total production at market price (producer price) | Production value at factors cost price |
|-----------------------------------|-----------------------------|----------------|-------------------|---------------------------|-----------------------------|---|---|--|
| B | Mining and quarrying | Govern | 1142330 | 1142330 | 0 | 0 | 1142330 | 1142330 |
| | | Private | 6323428 | 6323428 | 0 | 0 | 6323428 | 6323428 |
| Total mining and quarrying | | | 7465758 | 7465758 | 0 | 0 | 7465758 | 7465758 |
| C | Manufacturing | Govern | 225368177 | 227537076 | 9137144 | 6211647 | 242885867 | 242885867 |
| | | Public | 2918455494 | 3061920043 | 4943801 | 66231841 | 3133095685 | 3129945971 |
| | | Private | 2210572237 | 2210288871 | 257000 | 109081258 | 2319627129 | 2318807821 |
| | | Mixed | 294950701 | 295414119 | 1012166 | 2863112 | 299289397 | 299289397 |
| Total manufacturing | | | 5649346609 | 5795160109 | 15350111 | 184387858 | 5994898078 | 5990929056 |
| Grand total | | | 5656812367 | 5802625867 | 15350111 | 184387858 | 6002363836 | 5998394814 |

Value of sales and production by division and sector for 2017

| Section | Manufacture | sector | Total sales value | Completed production value | Incompleted production value and other products | Revenues of service activity and employing for others | Total production at) market price producer price | Production value at production factors cost price |
|-----------------------------------|------------------------------|--------------|-------------------|----------------------------|---|---|---|---|
| 8 | Other Mining and quarrying | Governr | 1142330 | 1142330 | 0 | 0 | 1142330 | 1142330 |
| | | Privet | 6323428 | 6323428 | 0 | 0 | 6323428 | 6323428 |
| Total Mining and quarrying | | | 7465758 | 7465758 | 0 | 0 | 7465758 | 7465758 |
| 10 | Manufacture of food products | Governr | 60824353 | 60778642 | 0 | 3683970 | 64462612 | 64462612 |
| | | Public | 9597383 | 9663883 | 0 | 126374 | 9790257 | 9790257 |
| | | Privet | 1216010436 | 1216010436 | 0 | 108965233 | 1324975669 | 1324975669 |
| | | Mixed | 951098 | 951098 | 0 | 168610 | 1119708 | 1119708 |
| | | Total | 1287383270 | 1287404059 | 0 | 112944187 | 1400348246 | 1400348246 |
| 11 | Manufacture of beverages | Privet | 321093467 | 321093467 | 0 | 114000 | 321207467 | 321207467 |
| | | Mixed | 291477758 | 292611216 | 485959 | 867577 | 293964752 | 293964752 |
| | | Total | 612571225 | 613704683 | 485959 | 981577 | 615172219 | 615172219 |

| Section | Manufacture | sector | Total sales value | Completed production value | Incompleted production value and other products | Revenues of service activity and employing for others | Total production at) market price producer price | Production value at production factors cost price |
|---------|---|--------------|-------------------|----------------------------|---|---|---|---|
| 13 | Manufacture of textiles | Governr | 2400311 | 1913867 | 95818 | 24184 | 2033869 | 2033869 |
| | | Public | 2883160 | 2271323 | 55519 | 33557 | 2360399 | 2360399 |
| | | Total | 5283471 | 4185190 | 151337 | 57741 | 4394268 | 4394268 |
| 15 | Manufacture of leather and related products | Governr | 3958086 | 5046172 | 263646 | 7900 | 5317718 | 5317718 |
| | | Total | 3958086 | 5046172 | 263646 | 7900 | 5317718 | 5317718 |
| 17 | Manufacture of paper | Mixed | 204600 | 204600 | 0 | 142425 | 347025 | 347025 |
| | | Total | 204600 | 204600 | 0 | 142425 | 347025 | 347025 |
| 18 | Printing and reproduction of recorded media | Governr | 15951571 | 15991006 | 358860 | 4411 | 16354277 | 16354277 |
| | | Public | 1466848 | 1466848 | 618- | 6568 | 1472798 | 1472798 |
| | | Privet | 935576 | 935576 | 0 | 0 | 935576 | 935576 |
| | | Total | 18353995 | 18393430 | 358242 | 10979 | 18762651 | 18762651 |

| Section | Manufacture | sector | Total sales value | Completed production value | Incompleted production value and other products | Revenues of service activity and employing for others | Total production at) market price producer price | Production value at production factors cost price |
|---------|--|--------------|-------------------|----------------------------|---|---|---|---|
| 19 | Manufacture of coke and refined petroleum products | Governr | 12478599 | 12478599 | 0 | 0 | 12478599 | 12478599 |
| | | Public | 2503047448 | 2662750113 | 488496 | 7343099 | 2670581708 | 2667431994 |
| | | Privet | 117142494 | 116995020 | 0 | 0 | 116995020 | 116862020 |
| | | Total | 2632668541 | 2792223732 | 488496 | 7343099 | 2800055327 | 2796772613 |
| 20 | Manufacture of chemicals and chemical products | Governr | 17770956 | 17061015 | 30404- | 933415 | 17964026 | 17964026 |
| | | Public | 113706220 | 98082301 | 0 | 38002 | 98120303 | 98120303 |
| | | Privet | 14169331 | 14169331 | 0 | 0 | 14169331 | 14169331 |
| | | Total | 145646507 | 129312647 | 30404- | 971417 | 130253660 | 130253660 |
| 21 | Manufacture of basic pharmaceutical products and pharmaceutical preparations | Public | 173994592 | 173374502 | 0 | 28695624 | 202070126 | 202070126 |
| | | Privet | 4216480 | 4216480 | 0 | 0 | 4216480 | 4062480 |
| | | Mixed | 1009076 | 979076 | 0 | 0 | 979076 | 979076 |
| | | Total | 179220148 | 178570058 | 0 | 28695624 | 207265682 | 207111682 |

| Section | Manufacture | sector | Total sales value | Completed production value | Incompleted production value and other products | Revenues of service activity and employing for others | Total production at) market price producer price | Production value at production factors cost price |
|---------|--|--------------|-------------------|----------------------------|---|---|---|---|
| 22 | Manufacture of rubber and plastic products | Governr | 2755737 | 3698531 | 24614 | 258275 | 3981420 | 3981420 |
| | | Privet | 14579930 | 14579930 | 0 | 2025 | 14581955 | 14581955 |
| | | Mixed | 278435 | 314883 | 507763 | 1680323 | 2502969 | 2502969 |
| | | Total | 17614102 | 18593344 | 532377 | 1940623 | 21066344 | 21066344 |
| 23 | Manufacture of other non-metallic mineral products | Governr | 86792739 | 87489775 | 4367431 | 28884 | 91886090 | 91886090 |
| | | Public | 1744468 | 1688632 | 0 | 3185 | 1691817 | 1691817 |
| | | Privet | 503036018 | 502900126 | 0 | 0 | 502900126 | 502367818 |
| | | Total | 591573225 | 592078533 | 4367431 | 32069 | 596478033 | 595945725 |
| 24 | Manufacture of basic metals | Public | 22577028 | 22577028 | 0 | 0 | 22577028 | 22577028 |
| | | Privet | 1250830 | 1250830 | 257000 | 0 | 1507830 | 1507830 |
| | | Total | 23827858 | 23827858 | 257000 | 0 | 24084858 | 24084858 |

| Section | Manufacture | sector | Total sales value | Completed production value | Incompleted production value and other products | Revenues of service activity and employing for others | Total production at) market price producer price | Production value at production factors cost price |
|---------|---|--------------|-------------------|----------------------------|---|---|---|---|
| 25 | Manufacture of fabricated metal products except machinery and equipment | Governr | 12018642 | 13501770 | 4017733 | 1270608 | 18790111 | 18790111 |
| | | Privet | 1375200 | 1375200 | 0 | 0 | 1375200 | 1375200 |
| | | Total | 13393842 | 14876970 | 4017733 | 1270608 | 20165311 | 20165311 |
| 26 | Manufacture of computer, electronic and optical products | Mixed | 685434 | 115242 | 0 | 0 | 115242 | 115242 |
| | | Total | 685434 | 115242 | 0 | 0 | 115242 | 115242 |
| 27 | Manufacture of electrical equipment | Governr | 4602273 | 3762789 | 39446 | 0 | 3802235 | 3802235 |
| | | Public | 31234941 | 40107447 | 1261238 | 3662878 | 45031563 | 45031563 |
| | | Privet | 14671250 | 14671250 | 0 | 0 | 14671250 | 14671250 |
| | | Total | 50508464 | 58541486 | 1300684 | 3662878 | 63505048 | 63505048 |

| Section | Manufacture | sector | Total sales value | Completed production value | Incompleted production value and other products | Revenues of service activity and employing for others | Total production at) market price producer price | Production value at production factors cost price |
|----------------------------|---|--------------|-------------------|----------------------------|---|---|---|---|
| 28 | Manufacture of machinery and equipment n.e.c | Governr | 5145050 | 5145050 | 0 | 0 | 5145050 | 5145050 |
| | | Public | 1840707 | 1840707 | 420000 | 0 | 2260707 | 2260707 |
| | | Total | 6985757 | 6985757 | 420000 | 0 | 7405757 | 7405757 |
| 29 | Manufacture of motor vehicles and -trailers and semi trailers | Public | 56362699 | 48097259 | 2719166 | 26322554 | 77138979 | 77138979 |
| | | Privet | 1899000 | 1899000 | 0 | 0 | 1899000 | 1899000 |
| | | Total | 58261699 | 49996259 | 2719166 | 26322554 | 79037979 | 79037979 |
| 30 | Manufacture of other transport equipment | Mixed | 344300 | 238004 | 18444 | 4177 | 260625 | 260625 |
| | | Total | 344300 | 238004 | 18444 | 4177 | 260625 | 260625 |
| 31 | | Governr | 669860 | 669860 | 0 | 0 | 669860 | 669860 |
| | | Privet | 192225 | 192225 | 0 | 0 | 192225 | 192225 |
| | | Total | 862085 | 862085 | 0 | 0 | 862085 | 862085 |
| Total manufacturing | | | 5649346609 | 5795160109 | 15350111 | 184387858 | 5994898078 | 5990929056 |
| Grand Total | | | 5656812367 | 5802625867 | 15350111 | 184387858 | 6002363836 | 5998394814 |

Value of sales and production by activity and sector for 2017

| Activity | Manufacture | Sector | Total sales value | Complete production value | Incomplet production value | Revenues of service activity and operating | Total production at market (price) | Production value of at cost price (production) |
|-----------------------------------|-----------------------------------|--------------|-------------------|---------------------------|----------------------------|--|------------------------------------|--|
| 810 | Quarrying of stone, sand and clay | Governmental | 1142330 | 1142330 | 0 | 0 | 1142330 | 1142330 |
| | | Total | 1142330 | 1142330 | 0 | 0 | 1142330 | 1142330 |
| 893 | Extraction of salt | Privet | 6323428 | 6323428 | 0 | 0 | 6323428 | 6323428 |
| | | Total | 6323428 | 6323428 | 0 | 0 | 6323428 | 6323428 |
| Total mining and quarrying | | | 7465758 | 7465758 | 0 | 0 | 7465758 | 7465758 |
| 1010 | ng and preserving of meat | Privet | 11884965 | 11884965 | 0 | 0 | 11884965 | 11884965 |
| | | Total | 11884965 | 11884965 | 0 | 0 | 11884965 | 11884965 |
| 1030 | ing of fruit and vegetables | Privet | 5677800 | 5677800 | 0 | 0 | 5677800 | 5677800 |
| | | Mixed | 951098 | 951098 | 0 | 168610 | 1119708 | 1119708 |
| | | Total | 6628898 | 6628898 | 0 | 168610 | 6797508 | 6797508 |
| 1050 | ufacture of dairy products | Puplic | 9597383 | 9663883 | 0 | 126374 | 9790257 | 9790257 |
| | | Privet | 12437957 | 12437957 | 0 | 0 | 12437957 | 12437957 |
| | | Total | 22035340 | 22101840 | 0 | 126374 | 22228214 | 22228214 |

| Activity | Manufacture | Sector | Total sales value | Complete production value | Incomplet production value | Revenues of service activity and operating for others | Total production at market) price producer | Production value of at cost price production) (factors |
|----------|--|--------------|-------------------|---------------------------|----------------------------|---|---|--|
| 1061 | Manufacture of grain mill products | Governmental | 60824353 | 60778642 | 0 | 3683970 | 64462612 | 64462612 |
| | | Privet | 0 | 0 | 0 | 108965233 | 108965233 | 108965233 |
| | | Total | 60824353 | 60778642 | 0 | 112649203 | 173427845 | 173427845 |
| 1071 | Manufacture of bakery products | Privet | 3607112 | 3607112 | 0 | 0 | 3607112 | 3607112 |
| | | Total | 3607112 | 3607112 | 0 | 0 | 3607112 | 3607112 |
| 1072 | Manufacture of sugar | Privet | 1158171876 | 1158171876 | 0 | 0 | 1158171876 | 1158171876 |
| | | Total | 1158171876 | 1158171876 | 0 | 0 | 1158171876 | 1158171876 |
| 1073 | Manufacture of cocoa chocolate and sugar confectionary | Privet | 4021607 | 4021607 | 0 | 0 | 4021607 | 4021607 |
| | | Total | 4021607 | 4021607 | 0 | 0 | 4021607 | 4021607 |
| 1079 | Manufacture of other food products | Privet | 14842719 | 14842719 | 0 | 0 | 14842719 | 14842719 |
| | | Total | 14842719 | 14842719 | 0 | 0 | 14842719 | 14842719 |

| Activity | Manufacture | Sector | Total sales value | Complete production value | Incomplet production value | Revenues of service activity and operating for others | Total production at market) price producer | Production value of at cost price production) (factors |
|----------|---|--------------|-------------------|---------------------------|----------------------------|---|---|--|
| 1080 | of prepared animal feeders | Privet | 5366400 | 5366400 | 0 | 0 | 5366400 | 5366400 |
| | | Total | 5366400 | 5366400 | 0 | 0 | 5366400 | 5366400 |
| 1104 | Manufacture of soft drinks , production mineral waters and other bottled waters | Privet | 321093467 | 321093467 | 0 | 114000 | 321207467 | 321207467 |
| | | Mixed | 291477758 | 292611216 | 485959 | 867577 | 293964752 | 293964752 |
| | | Total | 612571225 | 613704683 | 485959 | 981577 | 615172219 | 615172219 |
| 1311 | ing and finishing of textiles | ermental | 2400311 | 1913867 | 95818 | 24184 | 2033869 | 2033869 |
| | | Total | 2400311 | 1913867 | 95818 | 24184 | 2033869 | 2033869 |
| 1392 | Manufacture of made-up textile articles except apparel | Puplic | 1398650 | 786813 | 55519 | 32109 | 874441 | 874441 |
| | | Total | 1398650 | 786813 | 55519 | 32109 | 874441 | 874441 |
| 1393 | acture of carpets and rugs | Puplic | 1484510 | 1484510 | 0 | 1448 | 1485958 | 1485958 |
| | | Total | 1484510 | 1484510 | 0 | 1448 | 1485958 | 1485958 |

| Activity | Manufacture | Sector | Total sales value | Complete production value | Incomplet production value | Revenues of service activity and operating for others | Total production at market) price producer | Production value of at cost price production) (factors |
|----------|------------------------------------|--------------|-------------------|---------------------------|----------------------------|---|---|--|
| 1520 | Manufacture of footwear | Governmental | 3958086 | 5046172 | 263646 | 7900 | 5317718 | 5317718 |
| | | Total | 3958086 | 5046172 | 263646 | 7900 | 5317718 | 5317718 |
| 1701 | Manufacture of paper and cardboard | Mixed | 204600 | 204600 | 0 | 142425 | 347025 | 347025 |
| | | Total | 204600 | 204600 | 0 | 142425 | 347025 | 347025 |
| 1811 | Printing | Governmental | 15951571 | 15991006 | 358860 | 4411 | 16354277 | 16354277 |
| | | Public | 1466848 | 1466848 | 618- | 6568 | 1472798 | 1472798 |
| | | Private | 935576 | 935576 | 0 | 0 | 935576 | 935576 |
| | | Total | 18353995 | 18393430 | 358242 | 10979 | 18762651 | 18762651 |
| 1910 | Refined petroleum products | Governmental | 12478599 | 12478599 | 0 | 0 | 12478599 | 12478599 |
| | | Public | 9308392 | 9308392 | 0 | 0 | 9308392 | 9308392 |
| | | Private | 61487864 | 61340390 | 0 | 0 | 61340390 | 61207390 |
| | | Total | 83274855 | 83127381 | 0 | 0 | 83127381 | 82994381 |

| Activity | Manufacture | Sector | Total sales value | Complete production value | Incomplet production value | Revenues of service activity and operating for others | Total production at market) price producer | Production value of at cost price production) (factors |
|----------|---|--------------|-------------------|---------------------------|----------------------------|---|---|--|
| 2010 | Refined petroleum products | Public | 2493739056 | 2653441721 | 488496 | 7343099 | 2661273316 | 2658123602 |
| | | Private | 55654630 | 55654630 | 0 | 0 | 55654630 | 55654630 |
| | | Total | 2549393686 | 2709096351 | 488496 | 7343099 | 2716927946 | 2713778232 |
| 2011 | Manufacture of basic chemicals | Governmental | 14032302 | 14011463 | 0 | 0 | 14011463 | 14011463 |
| | | Public | 3029820 | 3841251 | 0 | 0 | 3841251 | 3841251 |
| | | Private | 620975 | 620975 | 0 | 0 | 620975 | 620975 |
| | | Total | 17683097 | 18473689 | 0 | 0 | 18473689 | 18473689 |
| 2012 | Sulfur and nitrogen compounds | Public | 110676400 | 94241050 | 0 | 38002 | 94279052 | 94279052 |
| | | Total | 110676400 | 94241050 | 0 | 38002 | 94279052 | 94279052 |
| 2013 | Manufacture of plastics and synthetic rubber in primary forms | Private | 277100 | 277100 | 0 | 0 | 277100 | 277100 |
| | | Total | 277100 | 277100 | 0 | 0 | 277100 | 277100 |
| 2022 | Paints, varnishes and similar coatings, printing inks and | Private | 13271256 | 13271256 | 0 | 0 | 13271256 | 13271256 |
| | | Total | 13271256 | 13271256 | 0 | 0 | 13271256 | 13271256 |

| Activity | Manufacture | Sector | Total sales value | Complete production value | Incomplet production value | Revenues of service activity and operating for others | Total production at market) price producer | Production value of at cost price production) (factors |
|----------|---|--------------|-------------------|---------------------------|----------------------------|---|---|--|
| 2023 | Manufacture of soap and detergentsm cleaning and polishing | ermental | 3738654 | 3049552 | 30404- | 933415 | 3952563 | 3952563 |
| | | Total | 3738654 | 3049552 | 30404- | 933415 | 3952563 | 3952563 |
| 2100 | Manufacture of basic ,pharmaceuticals medical chemical and botancial products | Puplic | 173994592 | 173374502 | 0 | 28695624 | 202070126 | 202070126 |
| | | Privet | 4216480 | 4216480 | 0 | 0 | 4216480 | 4062480 |
| | | Mixed | 1009076 | 979076 | 0 | 0 | 979076 | 979076 |
| | | Total | 179220148 | 178570058 | 0 | 28695624 | 207265682 | 207111682 |
| 2219 | e of other rubber products | ermental | 2444385 | 3387179 | 24614 | 258275 | 3670068 | 3670068 |
| | | Total | 2444385 | 3387179 | 24614 | 258275 | 3670068 | 3670068 |
| 2220 | ufacture of plastic products | ermental | 311352 | 311352 | 0 | 0 | 311352 | 311352 |
| | | Privet | 14579930 | 14579930 | 0 | 2025 | 14581955 | 14581955 |
| | | Mixed | 278435 | 314883 | 507763 | 1680323 | 2502969 | 2502969 |
| | | Total | 15169717 | 15206165 | 507763 | 1682348 | 17396276 | 17396276 |

| Activity | Manufacture | Sector | Total sales value | Complete production value | Incomplet production value | Revenues of service activity and operating for others | Total production at market) price producer | Production value of at cost price production) (factors |
|----------|---|--------------|-------------------|---------------------------|----------------------------|---|---|--|
| 2391 | Manufacture of refractory products | Privet | 1071000 | 1071000 | 0 | 0 | 1071000 | 1071000 |
| | | Total | 1071000 | 1071000 | 0 | 0 | 1071000 | 1071000 |
| 2392 | Manufacture of clay building materials | Privet | 357194028 | 357058136 | 0 | 0 | 357058136 | 357058136 |
| | | Total | 357194028 | 357058136 | 0 | 0 | 357058136 | 357058136 |
| 2394 | Manufacture of cement lime and plaster | Governmental | 86792739 | 87489775 | 4367431 | 28884 | 91886090 | 91886090 |
| | | Privet | 118204560 | 118204560 | 0 | 0 | 118204560 | 117784252 |
| | | Total | 204997299 | 205694335 | 4367431 | 28884 | 210090650 | 209670342 |
| 2395 | Manufacture of articles of concrete, cement and plaster | Puplic | 1744468 | 1688632 | 0 | 3185 | 1691817 | 1691817 |
| | | Privet | 26566430 | 26566430 | 0 | 0 | 26566430 | 26454430 |
| | | Total | 28310898 | 28255062 | 0 | 3185 | 28258247 | 28146247 |
| 2410 | Manufacture of basic iron and steel | Puplic | 22577028 | 22577028 | 0 | 0 | 22577028 | 22577028 |
| | | Privet | 844030 | 844030 | 0 | 0 | 844030 | 844030 |
| | | Total | 23421058 | 23421058 | 0 | 0 | 23421058 | 23421058 |

| Activity | Manufacture | Sector | Total sales value | Complete production value | Incomplet production value | Revenues of service activity and operating for others | Total production at market) price producer | Production value of at cost price production) (factors |
|----------|--|--------------|-------------------|---------------------------|----------------------------|---|---|--|
| 2420 | Manufacture of basic -precious and other non ferrous metals | Privet | 406800 | 406800 | 257000 | 0 | 663800 | 663800 |
| | | Total | 406800 | 406800 | 257000 | 0 | 663800 | 663800 |
| 2511 | structural metal products | Privet | 1375200 | 1375200 | 0 | 0 | 1375200 | 1375200 |
| | | Total | 1375200 | 1375200 | 0 | 0 | 1375200 | 1375200 |
| 2512 | ,Manufacture of tanks reservoirs and containers of metal | ermental | 12018642 | 13501770 | 4017733 | 1270608 | 18790111 | 18790111 |
| | | Total | 12018642 | 13501770 | 4017733 | 1270608 | 18790111 | 18790111 |
| 2630 | of communication products | Mixed | 685434 | 115242 | 0 | 0 | 115242 | 115242 |
| | | Total | 685434 | 115242 | 0 | 0 | 115242 | 115242 |
| 2710 | Manufacture of electric ,motors, generators transformers, and electricity distribution and control apparatus | ermental | 4602273 | 3762789 | 39446 | 0 | 3802235 | 3802235 |
| | | Puplic | 20435113 | 29033756 | 696562 | 1017475 | 30747793 | 30747793 |
| | | Privet | 12762500 | 12762500 | 0 | 0 | 12762500 | 12762500 |
| | | Total | 37799886 | 45559045 | 736008 | 1017475 | 47312528 | 47312528 |

| Activity | Manufacture | Sector | Total sales value | Complete production value | Incomplet production value | Revenues of service activity and operating for others | Total production at market) price producer | Production value of at cost price production) (factors |
|----------|---|--------------|-------------------|---------------------------|----------------------------|---|---|--|
| 2732 | Manufacture of other electronic and electric wires and cables | Puplic | 9893580 | 10203805 | 555082 | 23942 | 10782829 | 10782829 |
| | | Total | 9893580 | 10203805 | 555082 | 23942 | 10782829 | 10782829 |
| 2750 | ure of domestic appliance | Privet | 1908750 | 1908750 | 0 | 0 | 1908750 | 1908750 |
| | | Total | 1908750 | 1908750 | 0 | 0 | 1908750 | 1908750 |
| 2790 | other electrical equipment | Puplic | 906248 | 869886 | 9594 | 2621461 | 3500941 | 3500941 |
| | | Total | 906248 | 869886 | 9594 | 2621461 | 3500941 | 3500941 |
| 2819 | Manufacture of other multi purouse equipment | ermental | 5145050 | 5145050 | 0 | 0 | 5145050 | 5145050 |
| | | Total | 5145050 | 5145050 | 0 | 0 | 5145050 | 5145050 |
| 2824 | Manufacture of ,machinery for mining quarrying and | Puplic | 1840707 | 1840707 | 420000 | 0 | 2260707 | 2260707 |
| | | Total | 1840707 | 1840707 | 420000 | 0 | 2260707 | 2260707 |

| Activity | Manufacture | Sector | Total sales value | Complete production value | Incomplet production value | Revenues of service activity and operating for others | Total production at market) price producer | Production value of at cost price production) (factors |
|----------------------------|--|---------------------|-------------------|---------------------------|----------------------------|---|---|--|
| 2910 | Manufacture of motor -vehicles | Public | 56362699 | 48097259 | 2719166 | 26322554 | 77138979 | 77138979 |
| | | Total | 56362699 | 48097259 | 2719166 | 26322554 | 77138979 | 77138979 |
| 2920 | Manufacture of bodies for motor(coachwork), vehicles, manufacture of trailers | Privet | 1899000 | 1899000 | 0 | 0 | 1899000 | 1899000 |
| | | Total | 1899000 | 1899000 | 0 | 0 | 1899000 | 1899000 |
| 3092 | Manufacture of bicycles and invalid carriages | Mixed | 344300 | 238004 | 18444 | 4177 | 260625 | 260625 |
| | | Total | 344300 | 238004 | 18444 | 4177 | 260625 | 260625 |
| 3100 | Manufacture of furniture | Governmental | 669860 | 669860 | 0 | 0 | 669860 | 669860 |
| | | Privet | 192225 | 192225 | 0 | 0 | 192225 | 192225 |
| | | Total | 862085 | 862085 | 0 | 0 | 862085 | 862085 |
| Total manufacturing | | | 5649346609 | 5795160109 | 15350111 | 184387858 | 5994898078 | 5990929056 |
| Grand Total | | | 5656812367 | 5802625867 | 15350111 | 184387858 | 6002363836 | 5998394814 |

Value of commodity and service production supplies by section and sector for 2017

| Section | Manufacture | Sector | Commodity supplies | | | Service supplies | Total supplies value |
|-----------------------------------|-----------------------------|-------------------|-------------------------|---------------------------------|------------------|------------------|----------------------|
| | | | Crude and raw materials | Packing and packaging materials | Other | | |
| B | Mining and quarrying | Government | 358107 | 13200 | 232637 | 53276 | 657220 |
| | | Private | 0 | 0 | 237335 | 529776 | 767111 |
| Mining and quarrying Total | | | 358107 | 13200 | 469972 | 583052 | 1424331 |
| C | Manufacturing | Government | 49530432 | 14591200 | 76835727 | 16508724 | 157466083 |
| | | Public | 1190780884 | 9898562 | 113972497 | 100809392 | 1415461335 |
| | | Private | 1212947566 | 187517221 | 222536245 | 68039561 | 1691040593 |
| | | Mixed | 84248553 | 110355630 | 19902151 | 9432858 | 223939192 |
| Total Manufacturing | | | 2537507435 | 322362613 | 433246620 | 194790535 | 3487907203 |
| Grand total | | | 2537865542 | 322375813 | 433716592 | 195373587 | 3489331534 |

Value of commodity and service production supplies by division and sector for 2017

| Section | Manufacture | Sector | Commodity supplies | | | Service supplies | Total supplies value |
|-----------------------------------|----------------------------|--------------|-------------------------|---------------------------------|-----------------|------------------|----------------------|
| | | | Crude and raw materials | Packing and packaging materials | Other | | |
| 8 | Other mining and quarrying | Government: | 358107 | 13200 | 232637 | 53276 | 657220 |
| | | Private | 0 | 0 | 237335 | 529776 | 767111 |
| Total mining and quarrying | | | 358107 | 13200 | 469972 | 583052 | 1424331 |
| 10 | Manufacture of food | Government: | 88950 | 2618406 | 5363473 | 2341339 | 10412168 |
| | | Public | 6687787 | 1559298 | 1179642 | 446074 | 9872801 |
| | | Private | 996321084 | 47372149 | 62543718 | 17586767 | 1123823718 |
| | | Mixed | 174080 | 18500 | 9376 | 11970 | 213926 |
| | | Total | 1003271901 | 51568353 | 69096209 | 20386150 | 1144322613 |
| 11 | Manufacture of beverages | Private | 46916382 | 135109473 | 19204224 | 9010351 | 210240430 |
| | | Mixed | 83515553 | 110258543 | 19643587 | 9106951 | 222524634 |
| | | Total | 130431935 | 245368016 | 38847811 | 18117302 | 432765064 |

| Section | Manufacture | Sector | Commodity supplies | | | Service supplies | Total supplies value |
|---------|---|--------------|-------------------------|---------------------------------|----------------|------------------|----------------------|
| | | | Crude and raw materials | Packing and packaging materials | Other | | |
| 13 | Manufacture of textiles | Government | 1117060 | 101467 | 294022 | 249612 | 1762161 |
| | | Public | 470380 | 22333 | 619861 | 210652 | 1323226 |
| | | Total | 1587440 | 123800 | 913883 | 460264 | 3085387 |
| 15 | Manufacture of leather and related products | Government | 4151239 | 941578 | 1327577 | 808671 | 7229065 |
| | | Total | 4151239 | 941578 | 1327577 | 808671 | 7229065 |
| 17 | Manufacture of Paper and paper products | Mixed | 103797 | 0 | 22800 | 53480 | 180077 |
| | | Total | 103797 | 0 | 22800 | 53480 | 180077 |
| 18 | Printing and reproduction of recorded media | Government | 7180744 | 185678 | 504579 | 498382 | 8369383 |
| | | Public | 251819 | 0 | 710822 | 162670 | 1125311 |
| | | Private | 260366 | 5250 | 13375 | 18650 | 297641 |
| | | Total | 7692929 | 190928 | 1228776 | 679702 | 9792335 |

| Section | Manufacture | Sector | Commodity supplies | | | Service supplies | Total supplies value |
|---------|--|--------------|-------------------------|---------------------------------|-----------------|------------------|----------------------|
| | | | Crude and raw materials | Packing and packaging materials | Other | | |
| 19 | Manufacture of coke and refined petroleum products | Government | 5530273 | 0 | 989850 | 276985 | 6797108 |
| | | Public | 1129613934 | 2123942 | 93140626 | 76984988 | 1301863490 |
| | | Private | 85295760 | 0 | 5106346 | 8629615 | 99031721 |
| | | Total | 1220439967 | 2123942 | 99236822 | 85891588 | 1407692319 |
| 20 | Manufacture of chemicals and chemical products | Government | 4551366 | 3003709 | 1504111 | 1337146 | 10396332 |
| | | Public | 7605173 | 465158 | 7675236 | 14325348 | 30070915 |
| | | Private | 9684227 | 619400 | 766247 | 395780 | 11465654 |
| | | Total | 21840766 | 4088267 | 9945594 | 16058274 | 51932901 |
| 21 | Manufacture of basic pharmaceutical products and pharmaceutical preparations | Public | 1552157 | 5186211 | 1653167 | 1732003 | 10123538 |
| | | Private | 1061105 | 447961 | 234269 | 91900 | 1835235 |
| | | Mixed | 126554 | 73305 | 41083 | 46611 | 287553 |
| | | Total | 2739816 | 5707477 | 1928519 | 1870514 | 12246326 |

| Section | Manufacture | Sector | Commodity supplies | | | Service supplies | Total supplies value |
|---------|--|--------------|-------------------------|---------------------------------|------------------|------------------|----------------------|
| | | | Crude and raw materials | Packing and packaging materials | Other | | |
| 22 | Manufacture of rubber and plastic products | Government | 2653672 | 14576 | 1239503 | 253339 | 4161090 |
| | | Private | 6145959 | 350466 | 1688334 | 761420 | 8946179 |
| | | Mixed | 123289 | 0 | 78311 | 151069 | 352669 |
| | | Total | 8922920 | 365042 | 3006148 | 1165828 | 13459938 |
| 23 | Manufacture of other non-metallic mineral products | Government | 10715754 | 7716914 | 62467616 | 7329291 | 88229575 |
| | | Public | 551921 | 19046 | 946575 | 314541 | 1832083 |
| | | Private | 58236679 | 3597272 | 132528435 | 30998438 | 225360824 |
| | | Total | 69504354 | 11333232 | 195942626 | 38642270 | 315422482 |
| 24 | Manufacture of basic metals | Public | 7460229 | 22000 | 3339767 | 1729637 | 12551633 |
| | | Private | 317738 | 0 | 158930 | 96150 | 572818 |
| | | Total | 7777967 | 22000 | 3498697 | 1825787 | 13124451 |

| Section | Manufacture | Sector | Commodity supplies | | | Service supplies | Total supplies value |
|---------|---|--------------|-------------------------|---------------------------------|----------------|------------------|----------------------|
| | | | Crude and raw materials | Packing and packaging materials | Other | | |
| 25 | Manufacture of fabricated metal products except machinery and equipment | Government: | 7419636 | 0 | 1120459 | 1694990 | 10235085 |
| | | Private | 230048 | 0 | 74970 | 166300 | 471318 |
| | | Total | 7649684 | 0 | 1195429 | 1861290 | 10706403 |
| 26 | Manufacture of computer, electronic and optical products | Mixed | 146282 | 5227 | 66085 | 25080 | 242674 |
| | | Total | 146282 | 5227 | 66085 | 25080 | 242674 |
| 27 | Manufacture of electrical equipment | Government: | 2143811 | 8872 | 599142 | 788919 | 3540744 |
| | | Public | 18101391 | 495417 | 3852860 | 2680670 | 25130338 |
| | | Private | 7373295 | 15250 | 170545 | 231550 | 7790640 |
| | | Total | 27618497 | 519539 | 4622547 | 3701139 | 36461722 |

| Section | Manufacture | Sector | Commodity supplies | | | Service supplies | Total supplies value |
|----------------------------|--|--------------|-------------------------|---------------------------------|------------------|------------------|----------------------|
| | | | Crude and raw materials | Packing and packaging materials | Other | | |
| 28 | Manufacture of machinery and equipment n.e.c | Government: | 3726750 | 0 | 1410320 | 902300 | 6039370 |
| | | Public | 137091 | 0 | 222395 | 341421 | 700907 |
| | | Total | 3863841 | 0 | 1632715 | 1243721 | 6740277 |
| 29 | Manufacture of motor vehicles and trailers and semi trailers | Public | 18349002 | 5157 | 631546 | 1881388 | 20867093 |
| | | Private | 1093615 | 0 | 43200 | 47000 | 1183815 |
| | | Total | 19442617 | 5157 | 674746 | 1928388 | 22050908 |
| 30 | Manufacture of other transport equipment | Mixed | 58998 | 55 | 40909 | 37697 | 137659 |
| | | Total | 58998 | 55 | 40909 | 37697 | 137659 |
| 31 | Manufacture of furniture | Government: | 251177 | 0 | 15075 | 27750 | 294002 |
| | | Private | 11308 | 0 | 3652 | 5640 | 20600 |
| | | Total | 262485 | 0 | 18727 | 33390 | 314602 |
| Total manufacturing | | | 2537507435 | 322362613 | 433246620 | 194790535 | 3487907203 |
| Grand Total | | | 2537865542 | 322375813 | 433716592 | 195373587 | 3489331534 |

Value of commodity and service production supplies by manufacture and sector for 2017

| Section | Manufacture | Sector | Commodity supplies | | | Service supplies | Total supplies value |
|-----------------------------------|---|--------------|-------------------------|---------------------------------|---------------|------------------|----------------------|
| | | | Crude and raw materials | Packing and packaging materials | Other | | |
| 810 | Quarrying of stone,sand and clay | Government | 358107 | 13200 | 232637 | 53276 | 657220 |
| | | Total | 358107 | 13200 | 232637 | 53276 | 657220 |
| 893 | Extraction of sal | Private | 0 | 0 | 237335 | 529776 | 767111 |
| | | Total | 0 | 0 | 237335 | 529776 | 767111 |
| Total mining and quarrying | | | 358107 | 13200 | 469972 | 583052 | 1424331 |
| 1010 | Processing and preserving of meat | Private | 5488182 | 560189 | 494245 | 444575 | 6987191 |
| | | Total | 5488182 | 560189 | 494245 | 444575 | 6987191 |
| 1030 | Processing and preserving of fruit and vegetables | Private | 1431360 | 1540568 | 175777 | 61349 | 3209054 |
| | | Mixed | 174080 | 18500 | 9376 | 11970 | 213926 |
| | | Total | 1605440 | 1559068 | 185153 | 73319 | 3422980 |

| Section | Manufacture | Sector | Commodity supplies | | | Service supplies | Total supplies value |
|---------|--|--------------|-------------------------|---------------------------------|-----------------|------------------|----------------------|
| | | | Crude and raw materials | Packing and packaging materials | Other | | |
| 1050 | Manufacture of dairy products | Public | 6687787 | 1559298 | 1179642 | 446074 | 9872801 |
| | | Private | 5075066 | 1816563 | 998650 | 799581 | 8689860 |
| | | Total | 11762853 | 3375861 | 2178292 | 1245655 | 18562661 |
| 1061 | Manufacture of grain mill products | Government | 88950 | 2618406 | 5363473 | 2341339 | 10412168 |
| | | Private | 0 | 10155858 | 20446696 | 14423612 | 45026166 |
| | | Total | 88950 | 12774264 | 25810169 | 16764951 | 55438334 |
| 1071 | Manufacture of bakery products | Private | 1029846 | 85829 | 230456 | 195450 | 1541581 |
| | | Total | 1029846 | 85829 | 230456 | 195450 | 1541581 |
| 1072 | Manufacture of sugar | Private | 972443973 | 31507377 | 37763972 | 907365 | 1042622687 |
| | | Total | 972443973 | 31507377 | 37763972 | 907365 | 1042622687 |
| 1073 | Manufacture of cocoa chocolate and sugar confectionary | Private | 1073019 | 293832 | 495418 | 241055 | 2103324 |
| | | Total | 1073019 | 293832 | 495418 | 241055 | 2103324 |

| Section | Manufacture | Sector | Commodity supplies | | | Service supplies | Total supplies value |
|---------|---|--------------|-------------------------|---------------------------------|-----------------|------------------|----------------------|
| | | | Crude and raw materials | Packing and packaging materials | Other | | |
| 1079 | Manufacture of other food products | Private | 5786733 | 1399933 | 1900504 | 505980 | 9593150 |
| | | Total | 5786733 | 1399933 | 1900504 | 505980 | 9593150 |
| 1080 | Manufacture of prepared animal feeds | Private | 3992905 | 12000 | 38000 | 7800 | 4050705 |
| | | Total | 3992905 | 12000 | 38000 | 7800 | 4050705 |
| 1104 | Manufacture of soft drinks , production mineral waters and other bottled waters | Private | 46916382 | 135109473 | 19204224 | 9010351 | 210240430 |
| | | Mixed | 83515553 | 110258543 | 19643587 | 9106951 | 222524634 |
| | | Total | 130431935 | 245368016 | 38847811 | 18117302 | 432765064 |
| 1311 | Spinning , weaving and finishing of textiles | Government | 1117060 | 101467 | 294022 | 249612 | 1762161 |
| | | Total | 1117060 | 101467 | 294022 | 249612 | 1762161 |
| 1392 | -Manufacture of made up textile articles except apparel | Puplic | 448551 | 22333 | 174656 | 108168 | 753708 |
| | | Total | 448551 | 22333 | 174656 | 108168 | 753708 |

| Section | Manufacture | Sector | Commodity supplies | | | Service supplies | Total supplies value |
|---------|-----------------------------------|--------------|-------------------------|---------------------------------|----------------|------------------|----------------------|
| | | | Crude and raw materials | Packing and packaging materials | Other | | |
| 1393 | Manufacture of carpets and rugs | Puplic | 21829 | 0 | 445205 | 102484 | 569518 |
| | | Total | 21829 | 0 | 445205 | 102484 | 569518 |
| 1520 | Manufacture of footwear | Goverment: | 4151239 | 941578 | 1327577 | 808671 | 7229065 |
| | | Total | 4151239 | 941578 | 1327577 | 808671 | 7229065 |
| 1701 | Manufacture of paper and cardbord | Mixed | 103797 | 0 | 22800 | 53480 | 180077 |
| | | Total | 103797 | 0 | 22800 | 53480 | 180077 |
| 1811 | Printing | Goverment: | 7180744 | 185678 | 504579 | 498382 | 8369383 |
| | | Puplic | 251819 | 0 | 710822 | 162670 | 1125311 |
| | | Private | 260366 | 5250 | 13375 | 18650 | 297641 |
| | | Total | 7692929 | 190928 | 1228776 | 679702 | 9792335 |

| Section | Manufacture | Sector | Commodity supplies | | | Service supplies | Total supplies value |
|---------|--|--------------|-------------------------|---------------------------------|-----------------|------------------|----------------------|
| | | | Crude and raw materials | Packing and packaging materials | Other | | |
| 1910 | Manufacture of coke and refined petroleum products | Government | 5530273 | 0 | 989850 | 276985 | 6797108 |
| | | Public | 3780782 | 0 | 944952 | 219489 | 4945223 |
| | | Private | 45639760 | 0 | 2132795 | 3943315 | 51715870 |
| | | Total | 54950815 | 0 | 4067597 | 4439789 | 63458201 |
| 1920 | Manufacture of refined petroleum products | Public | 1125833152 | 2123942 | 92195674 | 76765499 | 1296918267 |
| | | Private | 39656000 | 0 | 2973551 | 4686300 | 47315851 |
| | | Total | 1165489152 | 2123942 | 95169225 | 81451799 | 1344234118 |
| 2011 | Manufacture of basic chemicals | Government | 3259004 | 167903 | 423088 | 239261 | 4089256 |
| | | Public | 586528 | 0 | 899406 | 543619 | 2029553 |
| | | Private | 12957 | 0 | 288067 | 59685 | 360709 |
| | | Total | 3858489 | 167903 | 1610561 | 842565 | 6479518 |

| Section | Manufacture | Sector | Commodity supplies | | | Service supplies | Total supplies value |
|---------|---|--------------|-------------------------|---------------------------------|----------------|------------------|----------------------|
| | | | Crude and raw materials | Packing and packaging materials | Other | | |
| 2012 | Manufacture of fertilizers and nitrogen compounds | Puplic | 7018645 | 465158 | 6775830 | 13781729 | 28041362 |
| | | Total | 7018645 | 465158 | 6775830 | 13781729 | 28041362 |
| 2013 | Manufacture of plastics and synthetic rubber in primary forms | Private | 80385 | 0 | 32420 | 35645 | 148450 |
| | | Total | 80385 | 0 | 32420 | 35645 | 148450 |
| 2022 | ,Manufacture of paints varnishes and similar coatings, printing inks | Private | 9590885 | 619400 | 445760 | 300450 | 10956495 |
| | | Total | 9590885 | 619400 | 445760 | 300450 | 10956495 |
| 2023 | Manufacture of soap and detergentsm cleaning and polishing | Government | 1292362 | 2835806 | 1081023 | 1097885 | 6307076 |
| | | Total | 1292362 | 2835806 | 1081023 | 1097885 | 6307076 |
| 2100 | manufacture of basic pharmaceuticals, medical chemical and botancial products | Puplic | 1552157 | 5186211 | 1653167 | 1732003 | 10123538 |
| | | Private | 1061105 | 447961 | 234269 | 91900 | 1835235 |
| | | Mixed | 126554 | 73305 | 41083 | 46611 | 287553 |
| | | Total | 2739816 | 5707477 | 1928519 | 1870514 | 12246326 |

| Section | Manufacture | Sector | Commodity supplies | | | Service supplies | Total supplies value |
|---------|---|--------------|-------------------------|---------------------------------|------------------|------------------|----------------------|
| | | | Crude and raw materials | Packing and packaging materials | Other | | |
| 2219 | Manufacture of other rubber products | Government | 2545480 | 14576 | 1234808 | 246439 | 4041303 |
| | | Total | 2545480 | 14576 | 1234808 | 246439 | 4041303 |
| 2220 | Manufacture of plastic products | Government | 108192 | 0 | 4695 | 6900 | 119787 |
| | | Private | 6145959 | 350466 | 1688334 | 761420 | 8946179 |
| | | Mixed | 123289 | 0 | 78311 | 151069 | 352669 |
| | | Total | 6377440 | 350466 | 1771340 | 919389 | 9418635 |
| 2391 | Manufacture of refractory products | Private | 514600 | 0 | 23065 | 50000 | 587665 |
| | | Total | 514600 | 0 | 23065 | 50000 | 587665 |
| 2392 | Manufacture of clay building materials | Private | 34366833 | 0 | 108236354 | 27539981 | 170143168 |
| | | Total | 34366833 | 0 | 108236354 | 27539981 | 170143168 |
| 2394 | Manufacture of cement, lime and plaster | Government | 10715754 | 7716914 | 62467616 | 7329291 | 88229575 |
| | | Private | 12822031 | 3597272 | 21941602 | 1887447 | 40248352 |
| | | Total | 23537785 | 11314186 | 84409218 | 9216738 | 128477927 |

| Section | Manufacture | Sector | Commodity supplies | | | Service supplies | Total supplies value |
|---------|---|--------------|-------------------------|---------------------------------|----------------|------------------|----------------------|
| | | | Crude and raw materials | Packing and packaging materials | Other | | |
| 2395 | Manufacture of articles of concrete, cement and plaster | Public | 551921 | 19046 | 946575 | 314541 | 1832083 |
| | | Private | 10533215 | 0 | 2327414 | 1521010 | 14381639 |
| | | Total | 11085136 | 19046 | 3273989 | 1835551 | 16213722 |
| 2410 | Manufacture of basic iron and steel | Public | 7460229 | 22000 | 3339767 | 1729637 | 12551633 |
| | | Private | 139706 | 0 | 110820 | 63150 | 313676 |
| | | Total | 7599935 | 22000 | 3450587 | 1792787 | 12865309 |
| 2420 | Manufacture of basic -precious and other non ferrous metals | Private | 178032 | 0 | 48110 | 33000 | 259142 |
| | | Total | 178032 | 0 | 48110 | 33000 | 259142 |
| 2511 | Manufacture of structural metal products | Private | 230048 | 0 | 74970 | 166300 | 471318 |
| | | Total | 230048 | 0 | 74970 | 166300 | 471318 |
| 2512 | ,Manufacture of tanks reservoirs and containers of metal | Government | 7419636 | 0 | 1120459 | 1694990 | 10235085 |
| | | Total | 7419636 | 0 | 1120459 | 1694990 | 10235085 |
| 2630 | Manufacture of Communication equipment | Mixed | 146282 | 5227 | 66085 | 25080 | 242674 |
| | | Total | 146282 | 5227 | 66085 | 25080 | 242674 |

| Section | Manufacture | Sector | Commodity supplies | | | Service supplies | Total supplies value |
|---------|--|--------------|-------------------------|---------------------------------|----------------|------------------|----------------------|
| | | | Crude and raw materials | Packing and packaging materials | Other | | |
| 2710 | Manufacture of electric ,motors, generators transformers, and electricity distribution and control apparatus | Government: | 2143811 | 8872 | 599142 | 788919 | 3540744 |
| | | Public | 9755247 | 5070 | 1324825 | 1313176 | 12398318 |
| | | Private | 6490561 | 13900 | 40460 | 151000 | 6695921 |
| | | Total | 18389619 | 27842 | 1964427 | 2253095 | 22634983 |
| 2732 | Manufacture of other electronic and electric wires and cables | Public | 6906554 | 490347 | 1693126 | 891126 | 9981153 |
| | | Total | 6906554 | 490347 | 1693126 | 891126 | 9981153 |
| 2750 | Manufacture of domestic appliance | Private | 882734 | 1350 | 130085 | 80550 | 1094719 |
| | | Total | 882734 | 1350 | 130085 | 80550 | 1094719 |
| 2790 | Manufacture of other electrical equipment | Public | 1439590 | 0 | 834909 | 476368 | 2750867 |
| | | Total | 1439590 | 0 | 834909 | 476368 | 2750867 |
| 2819 | Manufacture of other multi purpose equipm ent | Government: | 3726750 | 0 | 1410320 | 902300 | 6039370 |
| | | Total | 3726750 | 0 | 1410320 | 902300 | 6039370 |

| Section | Manufacture | Sector | Commodity supplies | | | Service supplies | Total supplies value |
|----------------------------|--|--------------|-------------------------|---------------------------------|------------------|------------------|----------------------|
| | | | Crude and raw materials | Packing and packaging materials | Other | | |
| 2824 | Manufacture of ,machinery for mining quarrying and construction | Puplic | 137091 | 0 | 222395 | 341421 | 700907 |
| | | Total | 137091 | 0 | 222395 | 341421 | 700907 |
| 2910 | - Manufacture of motor vehicles | Puplic | 18349002 | 5157 | 631546 | 1881388 | 20867093 |
| | | Total | 18349002 | 5157 | 631546 | 1881388 | 20867093 |
| 2920 | Manufacture of bodies for motor(coachwork) , vehicles, manufacture manufacture of trailers | Private | 1093615 | 0 | 43200 | 47000 | 1183815 |
| | | Total | 1093615 | 0 | 43200 | 47000 | 1183815 |
| 3092 | Manufacture of bicycles and invalid carriages | Mixed | 58998 | 55 | 40909 | 37697 | 137659 |
| | | Total | 58998 | 55 | 40909 | 37697 | 137659 |
| 3100 | Manufacture of furniture | Government: | 251177 | 0 | 15075 | 27750 | 294002 |
| | | Private | 11308 | 0 | 3652 | 5640 | 20600 |
| | | Total | 262485 | 0 | 18727 | 33390 | 314602 |
| Total manufacturing | | | 2537507435 | 322362613 | 433246620 | 194790535 | 3487907203 |
| Grand Total | | | 2537865542 | 322375813 | 433716592 | 195373587 | 3489331534 |

Number of slaughterhouses, employees and wages by governorate for 2017

| Governorate | Number of slaughterhouses | | | Number of employees | | | Wage (000ID) | | |
|--------------|---------------------------|------------|-----------|---------------------|------------|------------|----------------|---------------|----------------|
| | Governmental | Contracted | Total | Governmental | Contracted | Total | Governmental | Contracted | Total |
| Kirkuk | 3 | 0 | 3 | 13 | 0 | 13 | 91786 | 162295 | 254081 |
| Diala | 0 | 2 | 2 | 0 | 9 | 9 | 0 | 25450 | 25450 |
| Al-Anbar | 3 | 1 | 4 | 12 | 3 | 15 | 23563 | 0 | 23563 |
| Baghdad | 0 | 3 | 3 | 0 | 26 | 26 | 144000 | 136763 | 280763 |
| Babylon | 4 | 3 | 7 | 17 | 12 | 29 | 355667 | 46200 | 401867 |
| Kerbela | 1 | 2 | 3 | 12 | 4 | 16 | 65400 | 11300 | 76700 |
| Wasit | 1 | 1 | 2 | 10 | 41 | 51 | 46400 | 94200 | 140600 |
| Najaf | 4 | 1 | 5 | 33 | 0 | 33 | 141109 | 0 | 141109 |
| Qadisiya | 1 | 2 | 3 | 9 | 6 | 15 | 89040 | 12760 | 101800 |
| Muthanna | 2 | 1 | 3 | 10 | 17 | 27 | 91500 | 54000 | 145500 |
| Thi-Qar | 5 | 0 | 5 | 4 | 0 | 4 | 42600 | 58200 | 100800 |
| Missan | 2 | 0 | 2 | 10 | 0 | 10 | 456600 | 0 | 456600 |
| Basrah | 0 | 1 | 1 | 0 | 3 | 3 | 0 | 5000 | 5000 |
| Total | 26 | 17 | 43 | 130 | 121 | 251 | 1547665 | 606168 | 2153833 |

Type of revenues and amounts of contract and value and amount of electricity by governorate for 2017

(000)ID

| Governorate | Contractor revenues | Municipality revenues | Contract amount | Electricity value | other expenditures | Quantity of electricity consumed K.W /S |
|--------------------|----------------------------|------------------------------|------------------------|--------------------------|---------------------------|--|
| Kirkuk | 0 | 423460 | 1350 | 37115 | 15575 | 741 |
| Diala | 34500 | 0 | 1500 | 370 | 370 | 10000 |
| Al-Anbar | 300000 | 652460 | 1450 | 38116 | 17566 | 775 |
| Baghdad | 450000 | 0 | 450000 | 36223 | 16000 | 641 |
| Basbylon | 95743 | 16892 | 3775 | 3370 | 5050 | 68852 |
| Kerbela | 107000 | 75000 | 7155 | 590 | 3850 | 15400 |
| Wasit | 316503 | 169500 | 76500 | 14250 | 11200 | 383 |
| Najaf | 11556 | 158825 | 0 | 796 | 125 | 25525 |
| Qadisiya | 76726 | 15931 | 6949 | 9510 | 10000 | 308 |
| Muthanna | 129651 | 85943 | 52800 | 3550 | 1515 | 156 |
| Thi-Qar | 0 | 342625 | 0 | 1200 | 5000 | 24 |
| Missan | 0 | 200800 | 0 | 507 | 0 | 10140 |
| Basrah | 27000 | 0 | 1460 | 370 | 0 | 9000 |
| Total | 1548679 | 2141436 | 602939 | 145967 | 86251 | 141945 |

Number of slaughtered animals in slaughterhouses and quantity of meat produced by governorate for 2017

(Kg)

| Governorate | Sheep | | Goat | | Cow | | Buffalo | | Camel | |
|--------------|---------------|----------------|--------------|----------------|---------------|-----------------|--------------|----------------|-------------|----------------|
| | Number | Quantity | Number | Quantity | Number | Quantity | Number | Quantity | Number | Quantity |
| Kirkuk | 79809 | 1171249 | 826 | 20480 | 17324 | 2801610 | 800 | 26760 | 43 | 25200 |
| Diala | 11082 | 147617 | 919 | 53030 | 1151 | 138450 | 30 | 566 | 0 | 0 |
| Al-Anbar | 7510 | 1181300 | 3340 | 45000 | 640 | 75677 | 0 | 0 | 0 | 0 |
| Baghdad | 70725 | 1151245 | 7245 | 75875 | 14970 | 2251510 | 1035 | 30560 | 0 | 0 |
| Babylon | 32458 | 491648 | 7031 | 73879 | 21486 | 3111655 | 882 | 208600 | 15 | 10332 |
| Kerbela | 4805 | 106786 | 2914 | 47745 | 8345 | 1283570 | 0 | 0 | 0 | 0 |
| Wasit | 68139 | 1624320 | 12534 | 398972 | 16470 | 3302250 | 4418 | 828750 | 1611 | 782000 |
| Najaf | 16940 | 374746 | 1571 | 225900 | 15373 | 2439000 | 1047 | 281545 | 2905 | 1155450 |
| Qadisiya | 11540 | 177039 | 13780 | 250902 | 5330 | 563310 | 1520 | 103840 | 1270 | 142120 |
| Muthanna | 3462 | 91800 | 336 | 13515 | 11808 | 681175 | 725 | 242660 | 192 | 58490 |
| Thi-Qar | 7095 | 399300 | 0 | 8100 | 4345 | 730000 | 0 | 61250 | 0 | 0 |
| Missan | 9360 | 150380 | 6500 | 64923 | 5460 | 140450 | 2860 | 630600 | 0 | 0 |
| Basrah | 5100 | 360000 | 3900 | 143000 | 900 | 170000 | 0 | 0 | 0 | 0 |
| Total | 328025 | 7427430 | 60896 | 1421321 | 123602 | 17688657 | 13317 | 2415131 | 6036 | 2177885 |